



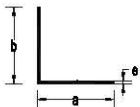
Sistemas de Aluminio con
Calidad de Vida



Línea
Tradicional

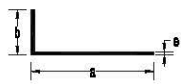
ANGULOS

ÁNGULOS DE ALETAS IGUALES	Nº Referencia	a x b m.m.	e m.m.	Peso Kg/ml.	a x b Pulg.	Unidad de Empaque
	1182	25.40	1.02	0.138	1"	50
	1236	19.00	1.20	0.109	3/4"	50
	1444	31.75	3.18	0.520	1 1/4"	10
	* 1449	65.00	6.80	1.875	2 9/16"	4
	1554	28.00	6.00	0.807	1 7/8"	6
	1638	50.00	6.00	1.521	1 81/32"	4
	1639	50.00	5.00	1.282	1 81/32"	4
	1640	50.00	4.00	1.037	1 81/32"	6
	1715	25.40	3.00	0.389	1"	15
	1779	19.00	1.10	0.110	3/4"	50
	1921	25.40	2.50	0.319	1"	16
	1993	17.00	1.00	0.090	43/64"	60
	2029	38.10	3.00	0.595	1 1/2"	10
	2033	31.00	3.00	0.480	1 7/32"	10
	2407	11.75	1.10	0.065	10/22"	60
	2835	19.00	2.90	0.275	3/4"	20
	2875	38.10	1.45	0.294	1 1/2"	20
	3266	50.80	3.00	0.801	2"	6
	3772	17.00	1.00	0.076	43/64"	60



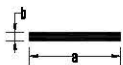
* Fijación Mecánica

ÁNGULOS DE ALETAS DESIGUALES	Nº Referencia	a m.m.	b m.m.	e m.m.	Peso Kg/ml.	a x b Pulg.	Unidad de Empaque
	1179	42.10	40.00	1.80	0.392	1 21/32 x 1 31/64"	14
	1248	40.00	39.00	2.65	0.548	1 31/64 x 1 17/38"	12
	1280	25.40	12.70	1.40	0.139	1 x 1/2"	40
	1319	100.00	19.00	3.00	1.195	3 15/16 x 3/4"	4
	1422	70.00	19.00	1.20	0.285	2 3/4 x 3/4"	20
	1512	33.50	12.90	1.80	0.214	1 5/16 x 33/64"	30
	1841	50.00	30.00	4.00	0.820	1 81/32 x 1 1/2"	6
	2283	52.00	19.00	1.30	0.246	2 3/64 x 3/4"	20
	3702	32.00	20.00	2.40	0.323	1 1/4 x 3/4"	15



BARRAS RECTANGULARES

PLATINAS	Nº Referencia	a m.m.	b m.m.	Peso Kg/ml.	Unidad de Empaque
	1002	38.10	3.20	0.331	20
	1209	19.10	6.30	0.326	10
	1256	76.20	9.52	1.980	2
	*1267	25.40	2.40	0.142	40
	1327	76.20	31.75	6.551	1
	1408	60.00	1.20	0.195	30
	1413	76.20	15.88	3.279	1
	1423	70.00	1.20	0.228	20
	1599	135.00	7.00	2.581	2
	1618	19.80	1.80	0.096	50
	1767	25.40	2.90	0.199	30
	1885	60.00	5.00	0.813	-
	1922	80.00	4.00	0.867	6
	1954	63.50	6.35	1.093	6
	1955	63.50	12.70	2.186	2
	1982	37.70	2.40	0.245	20
	2015	25.40	5.00	0.344	14
	2159	25.40	1.58	0.109	40
	2180	19.05	4.76	0.246	20
	2161	12.70	3.17	0.109	50
	2187	19.05	3.18	0.164	30
	2188	19.05	1.58	0.082	60
	2189	12.70	3.18	0.109	50
	2190	25.40	4.76	0.326	20
	2191	12.70	1.58	0.054	80
	2298	19.70	1.40	0.073	50
	2310	38.10	3.20	0.330	20
	2521	31.75	2.00	0.172	30



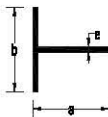
* Estriado

BARRAS SÓLIDAS Y TEES

BARRAS SOLIDAS	Nº Referencia	D m.m.	D pulg.	Peso Kg/ml.	Uso	Unidad de Empaque
	1503	30.00	1 3/16"	1.916	varios	3
	1587	15.90	5/8"	0.538	varios	10
	1598	22.22	7/8"	1.051	varios	4
	1682	7.92	5/16"	0.134	varios	30
	1632	9.52	3/8"	0.193	varios	30
	1845	63.50	2 1/2"	8.582	varios	1
	1965	44.20	1 3/4"	4.158	varios	1
	2178	38.40	1 1/2"	3.139	varios	1
	2272	12.70	1/2"	0.343	varios	12
	3378	4.76	3/16"	0.048	varios	30
	3379	25.4	1"	1.373	varios	2



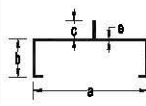
PERFILES "T"	Nº Referencia	a m.m.	b m.m.	e m.m.	Peso Kg/ml.	Unidad de Empaque
	1001	25.40	25.40	1.60	0.219	30
	1125	38.10	23.80	1.30	0.253	28
	1180	10.00	17.00	2.00	0.138	40
	1235	27.00	23.50	1.40	0.204	30
	1279	25.40	19.00	1.40	0.163	30
	1505	19.00	25.40	1.20	0.141	40
	1733	19.05	19.05	1.20	0.120	50
	1748	19.00	25.40	1.20	0.141	40
	1909	101.80	53.10	2.30	0.945	6
	1994	17.00	25.00	1.00	0.110	40
	2035	19.05	19.05	1.10	0.110	50
	* 2102	28.20	19.00	1.10	0.163	40
	2436	17.00	18.50	1.10	0.103	40
	2820	17.00	18.80	1.00	0.091	50
	2821	17.90	22.80	0.94	0.089	50
	* 3777	17.90	22.80	0.94	0.085	50

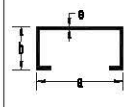


* Con Dilatación

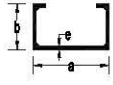


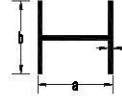
CANALES CON Y SIN ALETAS

CANALES CON ALETA	N° Referencia	a m.m.	b m.m.	a x b Pulg.	e m.m.	Peso Kg/ml.	Unidad de Empaque
 <p>c = altura de la aleta α = aleta desplazada . = referencias en que c = 12 mm Δ = referencias en que c = 12.7 mm * = aleta centrada</p>	* Δ1007	82.50	38.10	3 1/4" x 1 1/2"	2.00	1.023	4
	* Δ1508	101.80	44.40	4" x 2 9/32"	1.80	1.080	5
	α .1785	78.20	25.40	3" x 1"	1.40	0.554	8
	α Δ 2078	50.80	25.40	2" x 1"	1.20	0.398	8
	α Δ 2084	78.20	38.10	3" x 1 1/2"	1.46	0.650	6
	2473	68.00	34.00	3" x 1"	1.25	0.472	12
	2474	37.00	14.00	2" x 3/4"	12.75	0.229	20
	2866	50.00	25.00	2" x 1"	1.20	0.390	12
	α Δ 2889	78.20	25.40	3" x 1"	1.15	0.458	8
	α Δ 2904	50.80	25.40	2" x 1"	1.10	0.366	10

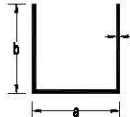
CANALES SIN ALETA	N° Referencia	a m.m.	b m.m.	a x b Pulg.	e m.m.	Peso Kg/ml.	Unidad de Empaque
	1004	101.80	44.40	4" x 1 3/4"	2.4	1.341	4
	1610	101.80	44.40	4" x 1 3/4"	1.65	0.938	8
	2028	43.80	10.70	1 23/32" x 27/64"	1.20	0.267	20
	2079	50.80	25.40	2" x 1"	1.25	0.370	12
	2098	25.00	15.00	1" x 5/32"	1.70	0.288	20
	2101	38.00	19.00	1 1/2" x 3/4"	1.30	0.262	16
	3339	78.20	38.10	1" x 1 1/2"	1.25	0.517	8
	3340	78.20	25.40	3" x 1"	1.25	0.445	12

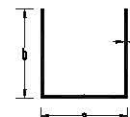
PERFILES "C" Y "H"

PERFILES EN "C"	N° Referencia	a m.m.	b m.m.	e m.m.	Peso Kg/ml.	Unidad de Empaque
	1197	44.12	38.08	3.18	1.074	4
	1306	57.82	51.78	3.18	1.402	4
	1754	30.00	10.00	1.20	0.162	30
	1780	78.20	78.20	5.50	4.040	1
	1781	78.20	78.20	2.80	2.044	1
	1782	83.50	83.50	2.80	1.710	2
	1783	83.50	83.50	1.80	1.097	4
	1784	50.00	50.00	1.80	0.782	8
	1785	38.10	38.10	1.80	0.857	8
	1837	70.00	40.00	2.80	1.240	4
	1938	80.00	35.00	2.20	0.844	8
	1939	50.00	30.00	2.00	0.661	8
	1961	32.00	12.00	1.60	0.311	16

PERFILES EN "H"	N° Referencia	a m.m.	b m.m.	e m.m.	Peso Kg/ml.	Unidad de Empaque
	1250	13.99	26.95	2.48	0.489	10
	1409	30.00	30.00	1.20	0.420	12
	1696	31.50	29.00	1.20	0.282	20
	1756	45.00	95.00	1.40	0.713	8
	1758	40.00	54.50	1.40	0.499	10
	1850	22.00	25.00	1.40	0.226	20
	2104	34.40	30.10	1.35	0.336	18
	2136	32.00	33.10	2.00	0.505	10
	2897	34.40	30.00	1.15	0.286	20


PERFILES "U"

PERFILES EN "U"	N° Referencia	a m.m.	b m.m.	e m.m.	Peso Kg/ml.	Unidad de Empaque
	1146	34.50	50.00	8.00	2.435	2
	1172	40.30	31.50	1.50	0.408	12
	1173	44.35	41.80	1.80	0.607	8
	1183	12.70	12.70	1.50	0.143	40
	1259	152.40	50.80	8.40	5.20	1
	1292	44.45	125.40	2.29	2.139	2
	1325	130.00	65.00	25.40	11.582	1
	1437	28.40	12.00	1.20	0.159	30
	1438	28.40	12.00	1.20	0.140	40
	1439	19.40	12.00	1.20	0.130	40
	1440	42.40	10.00	1.20	0.224	20
	1453	67.30	65.10	1.80	0.843	8
	1566	32.40	20.70	1.80	0.343	20
	1579	77.00	25.50	3.00	0.992	8
	1581	12.30	4.40	1.20	0.061	50
	1582	9.50	12.70	1.20	0.108	50
	1591	34.00	20.00	1.20	0.233	24
	1649	43.00	35.00	2.30	0.845	10
	1658	78.20	19.06	1.80	0.476	10
	1680	41.24	19.06	1.57	0.271	20
	1675	33.00	23.00	2.00	0.407	12

PERFILES EN "U"	N° Referencia	a m.m.	b m.m.	e m.m.	Peso Kg/ml.	Unidad de Empaque
	1735	43.80	38.10	2.50	0.778	6
	1752	59.00	33.60	2.00	0.647	8
	1828	33.80	3.70	1.20	0.126	40
	1828	38.00	5.10	1.20	0.150	40
	1833	50.00	50.00	1.40	0.558	12
	1837	47.00	12.50	1.25	0.230	24
	1912	58.40	57.10	3.00	1.315	4
	1931	50.80	8.00	1.20	0.249	20
	1945	25.10	16.00	1.20	0.178	30
	2023	25.50	18.00	1.40	0.222	30
	2105	38.00	30.10	1.35	0.312	18
	2182	39.60	20.00	1.45	0.302	18
	2188	25.40	12.70	1.20	0.157	30
	2309	28.20	16.80	1.40	0.225	20
	2524	39.70	19.40	1.30	0.268	18
	2587	15.00	15.00	1.20	0.138	32
	2588	15.00	20.00	1.20	0.170	32
	2896	38.00	30.00	1.15	0.297	20
	3342	12.70	12.70	1.20	0.116	50
	3344	9.50	12.70	1.10	0.098	60

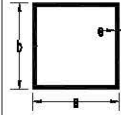
TUBOS CIRCULARES

TUBOS CIRCULARES	N° Referencia	D m.m.	D Pulg.	e m.m.	Peso Kg/ml	Uso	Unidad de Empaque
	1157	17.90	45/64"	1.07	0.153	Conduit	40
	1158	23.40	59/64"	1.24	0.234	Conduit	30
	1204	25.40	1"	1.90	0.380	Varios	12
	1254	32.00	1 1/4"	2.00	0.511	Varios	10
	1479	22.23	7/8"	1.83	0.318	Varios	16
	1664	48.23	1 1/2"	11.50	4.725	Estructural	1
	1669	63.50	2 1/2"	2.39	1.244	Estructural	1
	1670	63.50	2 1/2"	3.96	2.007	Estructural	1
	1720	29.50	1 5/32"	1.45	0.346	Varios	14
	1723	55.80	2 13/64"	1.85	0.761	Varios	1
	1908	50.80	2"	1.85	0.690	Estructural	8
	1940	76.20	3"	1.52	0.969	Varios	1
	1942	101.80	4"	2.03	1.723	Varios	1
	2150	19.05	3/4"	1.10	0.168	Varios	30
	2151	15.87	5/8"	1.20	0.150	Varios	40
	2152	12.70	1/2"	1.10	0.109	Varios	50
	2185	9.50	3/8"	1.10	0.078	Antenas	70
	2186	7.90	5/16"	1.10	0.064	Antenas	70
	2415	9.53	3/8"	1.85	0.111	Antenas	50
	2518	152.40	6"	3.00	3.818	Varios	1
	2571	25.40	1"	1.40	0.286	Varios	20
	2689	15.80	5/8"	1.00	0.126	Varios	50
	2775	25.40	1"	1.10	0.227	Varios	24
	2783	22.23	7/8"	1.10	0.198	Varios	30
	2806	38.10	1 1/2"	1.50	0.467	Varios	10
	2807	28.50	1 1/8"	1.05	0.245	Varios	20
	3249	38.50	1 1/2"	1.10	0.350	Varios	16
	3283	19.05	3/4"	1.25	0.189	Varios	30
	3284	22.22	7/8"	1.25	0.223	Varios	30
	3285	25.40	1"	1.25	0.257	Varios	20



TUBOS CUADRADOS

TUBOS CUADRADOS	N° Referencia	a x b m.m.	a x b pulg.	e m.m.L	Peso Kg/ml	Unidad de Empaque
	1014	44.40	13/4"	2.00	0.875	6
	1015	50.80	2"	2.00	1.058	6
	1244	22.20	7/8"	1.30	0.300	20
	1386	38.10	1 1/2"	1.80	0.708	9
	** 1466	22.20	7/8"	1.00	0.231	20
	1555	16.00	41/64"	1.20	0.193	26
	1567	28.50	1 1/8"	1.30	0.383	12
	1848	50.80	2"	3.18	1.642	20
	1854	31.75	1 1/4"	1.10	0.366	15
	*1855	25.40	1"	1.30	0.412	15
	1883	76.20	3"	2.00	1.451	2
	1900	101.60	4"	6.35	6.538	1
	1901	101.60	4"	4.80	5.018	1
	1902	101.60	4"	3.20	3.395	2
	1903	101.60	4"	2.30	2.457	2
	1904	76.20	3"	4.40	3.406	2
	1905	76.20	3"	3.60	2.815	2
	1906	76.20	3"	2.00	1.590	4
	** 1981	17.00	43/64"	1.00	0.162	30
	2439	19.00	3/4"	1.10	0.214	30
	2836	38.00	1 1/2"	1.05	0.420	12
	2856	19.00	3/4"	1.00	0.195	30
	2968	44.40	1 3/4"	1.20	0.562	9
	3345	25.40	1"	1.00	0.265	16
	3343	50.80	2"	1.20	0.645	6

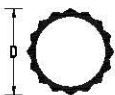


* Con Tornillero

** Con Aristas Redondas

TUBOS DE CORTINERÍA Y ACANALADOS

CORTINERÍA Y ESTRIADOS	N° Referencia	D m.m.	D pulg.	Peso Kg/ml.	Uso	Unidad de Empaque
	1776	31.20	1 1/4"	0.329	Cortinería	18
	1777	25.00	1"	0.233	Cortinería	20
	1778	12.40	1/2"	0.109	Cortinería	50
	2184	19.00	3/4"	0.168	Cortinería	30
	2647	25.00	1"	0.194	Cortinería	30
	2648	19.00	3/4"	0.124	Cortinería	50
	2738	12.70	1/2"	0.0905	Cortinería	60
	2739	31.20	1 1/4"	0.273	Cortinería	18
	2740	15.90	5/8"	0.119	Cortinería	50

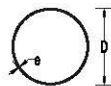


TUBO ACANALADO	N° Referencia	D m.m.	D pulg.	Peso Kg/ml.	Uso	Unidad de Empaque
	1206	31.75	1 1/4"	0.626	Varios	10
	1470	31.80	1 1/4"	0.423	Varios	10
	2118	31.40	1 1/4"	0.424	Varios	12



TUBOS DE RIEGO

TUBERÍA DE RIEGO	N° Referencia	D m.m.	D Pulg.	e m.m.	Peso Kg/ml	Presión psi	Presión Kg/cm ²	Unidad de Empaque
	1012	50.80	2"	1.27	0.536			4
	1013	76.20	3"	1.27	0.810	540.540	38.062	1
	1027	50.80	2"	1.27	0.535	818.326	57.482	24
	1138	90.00	3 5/8"	6.00	4.291	2248.957	158.362	1
	1187	101.80	4"	1.27	1.085	404.040	28.450	1
	1188	127.00	5"	1.50	1.603	381.183	26.841	1
	1189	152.40	6"	1.85	2.120	349.897	24.624	1
	1482	101.80	4"	4.50	3.720	1488.118	103.379	1
	1600	90.00	3 5/8"	4.50	3.274	1683.436	117.132	1
	1665	48.23	1 57/64"	2.75	1.067			1
	1666	48.23	1 57/64"	3.67	1.362			1
	1721	38.35	1 1/2"	1.85	0.516			1
	1722	44.20	1 3/4"	1.85	0.598			1
	1888	114.30	4 1/2"	5.20	4.830	1512.915	106.533	1
	2303	33.40	1 5/16"	4.50	1.107	4315.428	303.875	1



FÓRMULA PARA CÁLCULO DE PRESIONES DE LA TUBERÍA
 e=espesor de pared en pulg.
 s=constante en psi, donde s= 16000
 D=dámetro exterior de la tubería en pulg.



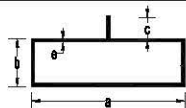
$P = \frac{2es}{D-0.8e}$ De P.S.I. a Kg/cm² multiplicar por 14.2015



TUBOS ESQUINEROS, RECTANGULARES Y PARANTES PUERTAS

Nº Referencia	a m.m.	b m.m.	a x b Pulg.	e m.m.	Peso Kg/ml	Unidad de Empaque
o 1011	82.50	38.10	3 1/4" x 1 1/2"	2.00	1.333	10
o 1509	101.60	44.40	4" x 1 3/4"	1.80	1.451	4
Δ . 1768	76.20	25.40	3" x 1"	1.30	0.740	16
oΔ 2080	50.80	25.40	2" x 1"	1.20	0.521	8
oΔ 2085	76.20	38.10	3" x 1 1/2"	1.45	0.926	6
2900	76.20	25.40	3" x 1"	1.15	0.656	5
2903	50.80	25.40	2" x 1"	1.10	0.479	8

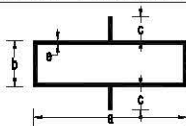
TUBOS RECTANGULARES CON DOBLE ALETA



c = altura de la aleta . = referencias en que c = 12 mm
o = referencias en que c = 12.7 mm Δ = aleta desplazada

Nº Referencia	a m.m.	b m.m.	a x b Pulg.	e m.m.	Peso Kg/ml	Unidad de Empaque
Δ 1287	101.60	44.45	4" x 1 3/4"	2.40	2.002	2
Δ . 1764	76.20	25.40	3" x 1"	1.30	0.762	5
oΔ 2077	50.80	25.40	2" x 1"	1.25	0.586	8
oΔ 2086	76.20	38.10	3" x 1 1/2"	1.45	0.975	6
2898	76.20	25.40	3" x 1"	1.15	0.694	5
2902	50.80	25.40	2" x 1"	1.10	0.517	8

TUBOS RECTANGULARES CON DOBLE ALETA



c = altura de la aleta . = referencias en que c = 12 mm
o = referencias en que c = 12.7 mm Δ = aleta desplazada

Nº Referencia	a m.m.	b m.m.	a x b Pulg.	e m.m.	Peso Kg/ml	Unidad de Empaque
2142	58.00	58.00	2 1/2" x 2 1/2"	2.00	1.081	4
2379	50.80	50.80	2" x 2"	1.40	0.868	8
2382	25.40	25.40	1" x 1"	1.30	0.302	20
2383	38.10	38.10	1 1/2" x 1 1/2"	1.30	0.462	12
2980	25.40	25.40	1" x 1"	1.15	0.269	20
2961	38.10	38.10	1 1/2" x 1 1/2"	1.15	0.410	12
3761	38.10	38.10	1 1/2" x 1 1/2"	1.15	0.358	20
3782	25.40	25.40	1" x 1"	1.15	0.236	12

TUBOS ESQUINEROS




Nº Referencia	a m.m.	b m.m.	a x b Pulg.	e m.m.	Peso Kg/ml	Unidad de Empaque
2393	38.10	50.80	1 1/2" x 2"	1.40	0.613	8

PARANTES PUERTAS

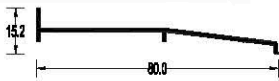


TUBOS RECTANGULARES

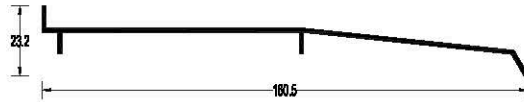
TUBOS RECTANGULARES	Nº Referencia	a m.m.	b m.m.	a x b Pulg.	e m.m.	Peso Kg/ml	Unidad de Empaque
	1008	82.50	38.10	3 1/4" x 1 1/2"	2.00	1.264	4
	1239	76.20	38.10	3" x 1 1/2"	1.80	1.080	8
	1284	57.15	25.40	2 1/4" x 1"	1.80	0.770	8
	1507	101.60	44.40	4" x 1 3/4"	1.65	1.276	4
	1584	135.00	95.00	5 1/8" x 3 3/4"	5.00	5.965	1
	1585	95.00	80.00	3 3/4" x 3 15/32"	4.00	3.621	1
	1762	76.20	38.10	3" x 1 1/2"	1.30	0.787	8
	1763	50.80	25.40	2" x 1"	1.20	0.480	12
	1772	76.20	25.40	3" x 1"	1.45	0.776	8
	1847	127.00	63.50	5" x 2 1/2"	3.00	3.015	2
	1853	50.85	38.10	2" x 1 1/2"	1.25	0.585	8
	2027	74.00	24.00	2 59/64" x 1 5/16"	1.20	0.621	8
	2054	58.45	44.00	2 9/16" x 1 47/64"	2.00	1.046	4
	2289	38.10	19.05	1 1/2" x 3/4"	1.15	0.342	16
	2290	44.45	25.40	1 3/4" x 1"	1.20	0.439	12
	2388	50.00	30.00	1 15/16" x 1 1/5"	1.20	0.547	10
	2391	60.00	30.00	2 1/4" x 1 1/5"	1.30	0.616	8
	2522	68.85	31.75	2 3/4" x 1 1/4"	1.40	0.750	8
	2601	101.60	38.10	4" x 1 1/2"	1.50	1.111	4
	* 2663	73.00	23.00	2 7/8" x 58/64"	1.10	0.558	8
	* 2664	73.00	35.00	2 7/8" x 58/64"	1.10	0.629	8
	2690	82.50	38.10	3 1/4" x 1 1/2"	1.20	0.774	8
	* 2817	72.20	32.54	-	1.04	0.579	8
	* 2818	72.20	20.63	-	1.04	0.512	10
	2837	76.20	38.10	3" x 1 1/2"	1.15 - 1.10	0.877	8
	2857	50.80	25.40	2" x 1"	1.10	0.441	12
	3307	50.80	12.70	2" x 1/2"	1.25	0.413	12
	3776	70.00	30.00	-	0.90	0.479	8



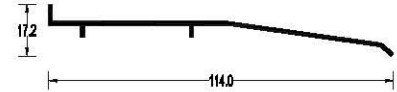
ALFAJÍAS



3341	Alfajía de 8 cms		
PESO	PERÍMETRO	U.E.	
0.298 Kg/m	194.00 mm	18	



3346	Alfajía de 16 cms		
PESO	PERÍMETRO	U.E.	
0.633 Kg/m	378.00 mm	8	

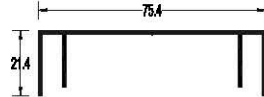


3348	Alfajía de 11.4 cms		
PESO	PERÍMETRO	U.E.	
0.420 Kg/m	281.00 mm	10	

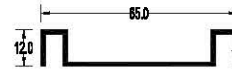
AVISOS



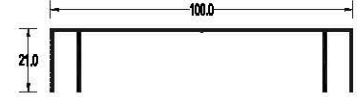
2375	Aviso Publicitario de 85 mm		
PESO	PERÍMETRO	U.E.	
0.485 Kg/m	319.2 mm	12	



2376	Aviso Publicitario de 75.4 mm		
PESO	PERÍMETRO	U.E.	
0.504 Kg/m	341.00 mm	12	

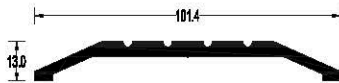


2377	Aviso Publicitario de 65 mm		
PESO	PERÍMETRO	U.E.	
0.397 Kg/m	217.80 mm	12	



2784	Perfil Aviso 10 cms		
PESO	PERÍMETRO	U.E.	
0.571 Kg/m	393.82 mm	10	


CARROCERÍA



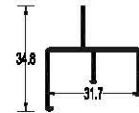
1165	Platina Piso		
PESO	PERÍMETRO	U.E.	
1.194 Kg/m	228.90 mm	4	



1654	Bocel Doble Vena Carrocería		
PESO	PERÍMETRO	U.E.	
0.397 Kg/m	211.50 mm	16	



1655	Platina Piso Superior		
PESO	PERÍMETRO	U.E.	
0.207 Kg/m	112.10 mm	30	



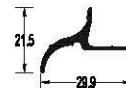
2145	Marco Ventanería Carrocería		
PESO	PERÍMETRO	U.E.	
0.348 Kg/m	185.00 mm	16	



2146	Bocel Interno Techo Carrocería		
PESO	PERÍMETRO	U.E.	
0.178 Kg/m	89.00 mm	30	



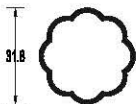
2147	Carrocería Aga		
PESO	PERÍMETRO	U.E.	
0.388 Kg/m	138.60 mm	16	



2148	Tapa Rueda Carrocería		
PESO	PERÍMETRO	U.E.	
0.219 Kg/m	96.00 mm	20	



2149	Enchape Externo Carrocería		
PESO	PERÍMETRO	U.E.	
0.474 Kg/m	280.70 mm	10	



2192	Pasamanos de Bus		
PESO	PERÍMETRO	U.E.	
0.371 Kg/m	111.00 mm	12	



2193	Bocel Superior Carrocería		
PESO	PERÍMETRO	U.E.	
0.245 Kg/m	136.00 mm	20	



2194	Bocel Externo Techo Bus Carrocería		
PESO	PERÍMETRO	U.E.	
0.347 Kg/m	141.00 mm	18	



2195	Transandino Carrocería		
PESO	PERÍMETRO	U.E.	
0.284 Kg/m	169.00 mm	20	



2373	Bocel Interno Bus		
PESO	PERÍMETRO	U.E.	
0.190 Kg/m	98.00 mm	30	



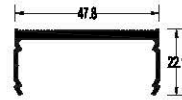
2527	Piso de carrocería		
PESO	PERÍMETRO	U.E.	
1.112 Kg/m	387.00 mm	5	



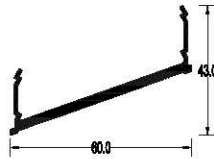
CORTASOLES



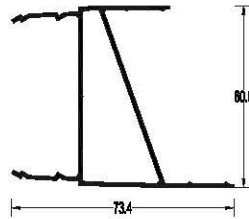
3043	Soporte Cortasol		
PESO	PERIMETRO	U.E.	
1.400 Kg/m	711.1 mm	4	



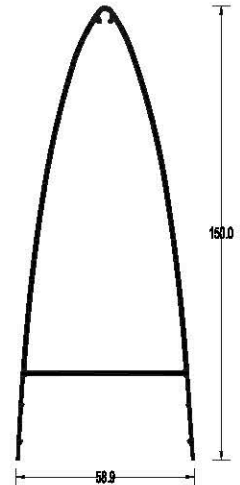
3044	Cortasol		
PESO	PERIMETRO	U.E.	
0.519 Kg/m	195.20 mm	12	



3138	Soporte		
PESO	PERIMETRO	U.E.	
0.635 Kg/m	225.10 mm	10	

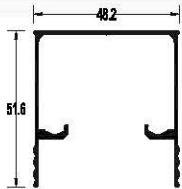


3146	Soporte Inclinado		
PESO	PERIMETRO	U.E.	
0.854 Kg/m	492.00 mm	8	

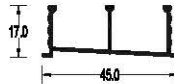


3142	Cortasol		
PESO	PERIMETRO	U.E.	
1.438 Kg/m	727.1 mm	4	


DIVISIÓN DE BAÑO



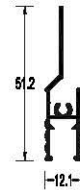
1623	Cabezal División Baño Colgante		
PESO	PERIMETRO	U.E.	
0.643 Kg/m	344.60 mm	8	



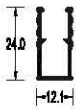
1624	Sillar División Baño Colgante		
PESO	PERIMETRO	U.E.	
0.334 Kg/m	192.10 mm	8	



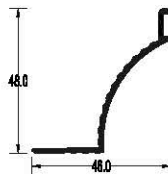
1625	Jamba División Baño Colgante		
PESO	PERIMETRO	U.E.	
0.288 Kg/m	155.00 mm	20	



1626	Horizontal Superior División Baño Colgante		
PESO	PERIMETRO	U.E.	
0.360 Kg/m	197.80 mm	8	



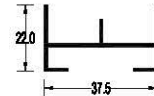
1627	Vertical de Nave División Baño Colgante		
PESO	PERIMETRO	U.E.	
0.216 Kg/m	124.90 mm	20	



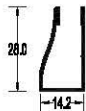
1629	Soporte Toallero División Baño Colgante		
PESO	PERIMETRO	U.E.	
0.371 Kg/m	166.80 mm	4	



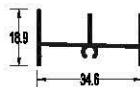
1630	Barra Toallero División Baño Colgante		
PESO	PERIMETRO	U.E.	
0.164 Kg/m	79.10 mm	12	



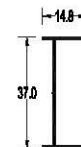
1830	Camiera División Baño Corrediza		
PESO	PERIMETRO	U.E.	
0.274 Kg/m	203.10 mm	20	



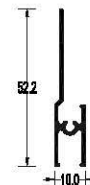
1831	U de Baño Cara Lisa Pesado		
PESO	PERIMETRO	U.E.	
0.190 Kg/m	143.40 mm	20	



2283	Sillar División Baño Colgante		
PESO	PERIMETRO	U.E.	
0.258 Kg/m	173.00 mm	24	



2285	Jamba División Baño Colgante		
PESO	PERIMETRO	U.E.	
0.191 Kg/m	130.00 mm	24	

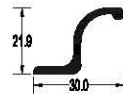


2287	Horizontal Superior División Baño Colgante		
PESO	PERIMETRO	U.E.	
0.270 Kg/m	171.00 mm	24	

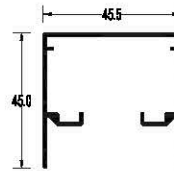
DIVISIÓN DE BAÑO



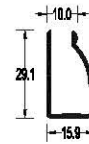
2288	Horizontal Inferior División Baño Colgante	
PESO	PERÍMETRO	U.E.
0.175 Kg/m	107.77 mm	24



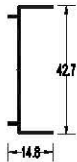
2307	Manija Sencilla Puerta	
PESO	PERÍMETRO	U.E.
0.300 Kg/m	92.60 mm	14



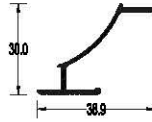
2408	Cabezal División Baño Colgante	
PESO	PERÍMETRO	U.E.
0.619 Kg/m	344.00 mm	10



2412	"U" de Baño	
PESO	PERÍMETRO	U.E.
0.223 Kg/m	147.06 mm	32



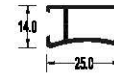
2414	Jamba División Baño	
PESO	PERÍMETRO	U.E.
0.198 Kg/m	140.80 mm	24



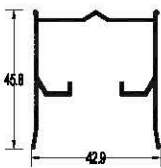
2478	Soporte Toallero División Baño Colgante	
PESO	PERÍMETRO	U.E.
0.220 Kg/m	148.00 mm	20



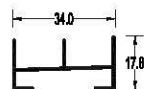
2479	Barra Toallero	
PESO	PERÍMETRO	U.E.
0.128 Kg/m	81.00 mm	40



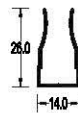
2528	Vertical División Baño Colgante	
PESO	PERÍMETRO	U.E.
0.220 Kg/m	136.00 mm	24



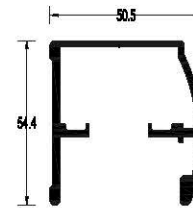
2814	Cabezal División de Baño Colgante	
PESO	PERÍMETRO	U.E.
0.504 Kg/m	348.60 mm	12



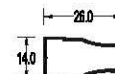
2815	Carriera División de Baño Corrediza	
PESO	PERÍMETRO	U.E.
0.247 Kg/m	175.40 mm	20



2816	"U" Liviana División de baño	
PESO	PERÍMETRO	U.E.
0.186 Kg/m	132.70 mm	32

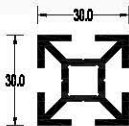


3151	Cabezal de Baño Vitral	
PESO	PERÍMETRO	U.E.
1.186 Kg/m	368.70 mm	4

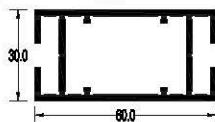


3775	"U" Liviana Divison de Baño	
PESO	PERÍMETRO	U.E.
0.164 Kg/m	136.22 mm	32

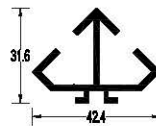
DIVISIÓN DE OFICINA



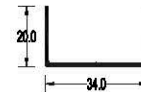
1358	30.30	
PESO	PERÍMETRO	U.E.
0.884 Kg/m	301.40 mm	8



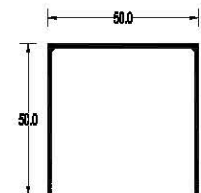
1443	30.6	
PESO	PERÍMETRO	U.E.
1.160 Kg/m	316.30 mm	4



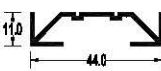
1517	30.45	
PESO	PERÍMETRO	U.E.
0.639 Kg/m	239.20 mm	10



1591	"U" División de Oficina 34 x 20	
PESO	PERÍMETRO	U.E.
0.480 Kg/m	152.40 mm	12



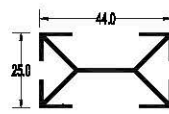
1833	"U" Pisolecho Famoc	
PESO	PERÍMETRO	U.E.
0.558 Kg/m	294.90 mm	12



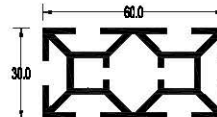
1835	División de Oficina Vitral	
PESO	PERÍMETRO	U.E.
0.327 Kg/m	172.50 mm	18



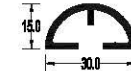
1837	Pasarela	
PESO	PERÍMETRO	U.E.
0.230 Kg/m	138.36 mm	24



1890	División de Oficina 44 mm x 25 mm	
PESO	PERÍMETRO	U.E.
0.512 Kg/m	313.23 mm	10



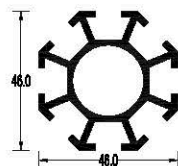
1917	30 Doble	
PESO	PERÍMETRO	U.E.
1.520 Kg/m	455.00 mm	4



1919	Ranate Curvo de 30 mm	
PESO	PERÍMETRO	U.E.
0.361 Kg/m	133.70 mm	12



1932	Paral de 19,1 x 45,6	
PESO	PERÍMETRO	U.E.
0.838 Kg/m	206.60 mm	8



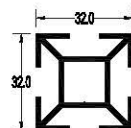
1933	Poste Octogonal	
PESO	PERÍMETRO	U.E.
1.240 Kg/m	408.00 mm	4



1934	Bisagra Hembra	
PESO	PERÍMETRO	U.E.
0.786 Kg/m	137.40 mm	6



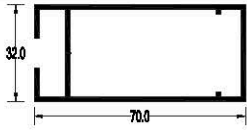
1935	Bisagra Macho	
PESO	PERÍMETRO	U.E.
0.527 Kg/m	109.10 mm	6



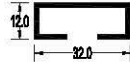
1959	Estrella 32 x 32	
PESO	PERÍMETRO	U.E.
0.785 Kg/m	322.30 mm	8



DIVISIÓN DE OFICINA



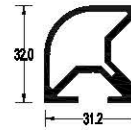
1960	70 x 32		
PESO	PERÍMETRO	U.E.	
0.952 Kg/m	288.60 mm	6	



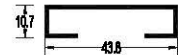
1961	Remate Horizontal 32 x 12		
PESO	PERÍMETRO	U.E.	
0.311 Kg/m	146.60 mm	16	



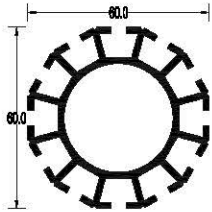
1975	Remate Curvo de 30 mm		
PESO	PERÍMETRO	U.E.	
0.373 Kg/m	142.20 mm	14	



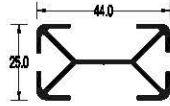
1979	Tubular Esquinero 32 x 32		
PESO	PERÍMETRO	U.E.	
0.838 Kg/m	214.10 mm	8	



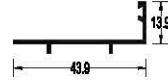
2026	"C" Terminal Remate		
PESO	PERÍMETRO	U.E.	
0.267 Kg/m	166.00 mm	20	



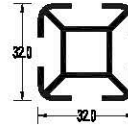
2072	Perfil Falsa Dodecagono		
PESO	PERÍMETRO	U.E.	
1.927 Kg/m	642.00 mm	2	



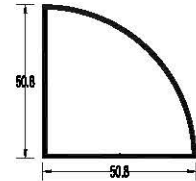
2141	Estrella de 44 x 25 Cedral		
PESO	PERÍMETRO	U.E.	
0.545 Kg/m	296.00 mm	12	



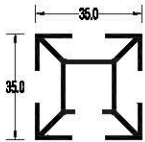
2281	Marco Puerta-Marco de Oficina		
PESO	PERÍMETRO	U.E.	
0.203 Kg/m	137.27 mm	24	



2295	Estrella 32 x 32		
PESO	PERÍMETRO	U.E.	
0.715 Kg/m	303.00 mm	8	



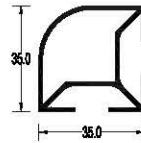
2379	Cuarto de Círculo de 50.8 mm		
PESO	PERÍMETRO	U.E.	
0.668 Kg/m	200.00 mm	8	



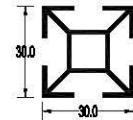
2538	Estrella de 35mm Sólida		
PESO	PERÍMETRO	U.E.	
0.654 Kg/m	377.02 mm	9	



2539	Marco Puerta		
PESO	PERÍMETRO	U.E.	
0.181 Kg/m	113.25 mm	30	



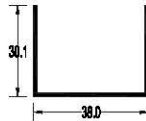
2540	Esquinero para Sistema de 35 x 35		
PESO	PERÍMETRO	U.E.	
0.597 Kg/m	250.00 mm	8	



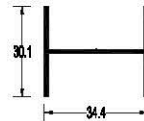
2545	Estrella 30 x 30		
PESO	PERÍMETRO	U.E.	
0.585 Kg/m	310.20 mm	9	



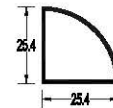
2589	PFH		
PESO	PERÍMETRO	U.E.	
0.312 Kg/m	168.32 mm	20	



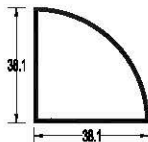
2896	"U" Grande División de Oficina		
PESO	PERÍMETRO	U.E.	
0.285 Kg/m	193.00 mm	20	



2897	"H" División de Oficina		
PESO	PERÍMETRO	U.E.	
0.274 Kg/m	184.90 mm	20	



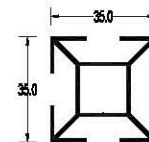
2960	Cuarto de Círculo de 1"		
PESO	PERÍMETRO	U.E.	
0.268 Kg/m	172.80 mm		



2961	Cuarto de Círculo de 1 1/2"		
PESO	PERÍMETRO	U.E.	
0.410 Kg/m	263.50 mm	12	



2962	Media Estrella 35 mm		
PESO	PERÍMETRO	U.E.	
0.274 Kg/m	168.70 mm	20	



2963	Estrella Para Sistema 35 x 35		
PESO	PERÍMETRO	U.E.	
0.649 Kg/m	395.60 mm	8	

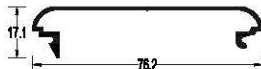
DUCTOS



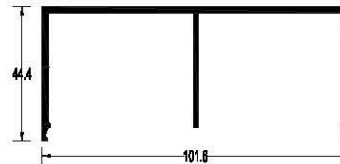
1369	Tapa Para Ducto 4 x 1 3/4"		
PESO	PERÍMETRO	U.E.	
0.569 Kg/m	206.20 mm	12	



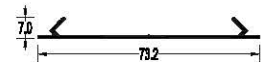
1368	Ducto Eléctrico de 4" X 1 3/4"		
PESO	PERÍMETRO	U.E.	
1.055 Kg/m	378.90 mm	6	



1928	Tapa Perfil Eléctrico		
PESO	PERÍMETRO	U.E.	
0.401 Kg/m	229.00 mm	16	

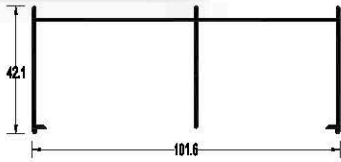


2019	Ducto Eléctrico 4" x 1 3/4" Con Separador Centrado		
PESO	PERÍMETRO	U.E.	
1.238 Kg/m	455.50 mm	4	

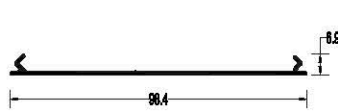


2326	Tapa Ducto Eléctrico 3 x 1 1/2"		
PESO	PERÍMETRO	U.E.	
0.268 Kg/m	179.00 mm	18	

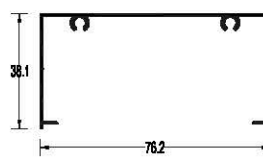
DUCTOS



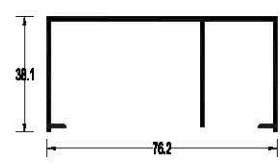
2931	Ducto Eléctrico de 4" x 1 1/2" con Separador	
PESO	PERÍMETRO	U.E.
0.883 Kg/m	457.50 mm	8



2932	Tapa Ducto 4 x 1 1/2	
PESO	PERÍMETRO	U.E.
0.351 Kg/m	220.90 mm	16



2329	Ducto Eléctrico de 3 x 1 1/2"	
PESO	PERÍMETRO	U.E.
0.554 Kg/m	356.00 mm	8



2486	Ducto Eléctrico 3 x 1 1/2" Con Separador	
PESO	PERÍMETRO	U.E.
0.808 Kg/m	395.50 mm	8

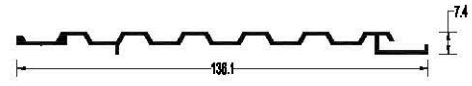
ENCHAPES



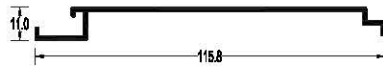
1323	Enchape de 96.7	
PESO	PERÍMETRO	U.E.
0.348 Kg/m	216.9 mm	16



1424	Enchape de 96.62	
PESO	PERÍMETRO	U.E.
0.340 Kg/m	227.20 mm	16



2291	Enchape de 136.1	
PESO	PERÍMETRO	U.E.
0.591 Kg/m	353.69 mm	10

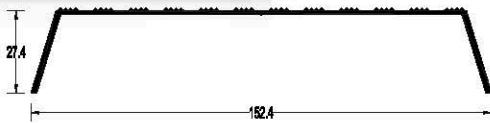


3235	Enchape de 115.8	
PESO	PERÍMETRO	U.E.
0.540 Kg/m	286.0 mm	12



3722	Enchape Tubular de 151.38 mm	
PESO	PERÍMETRO	U.E.
1.113 Kg/m	341.80 mm	4

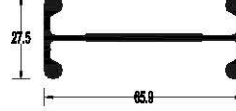
ESCALERAS



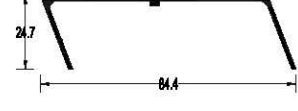
1659	Remate Superior Escalera	
PESO	PERÍMETRO	U.E.
0.889 Kg/m	417.20 mm	6



1661	Tijera Escalera Pequeña y Mediana	
PESO	PERÍMETRO	U.E.
0.230 Kg/m	66.30 mm	20



2116	Paral Escalera Extensión Pequeña	
PESO	PERÍMETRO	U.E.
0.848 Kg/m	257.00 mm	8



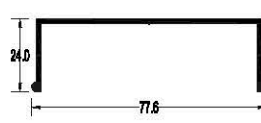
2117	Peldaño Escalera Mediana	
PESO	PERÍMETRO	U.E.
0.472 Kg/m	257.20 mm	10



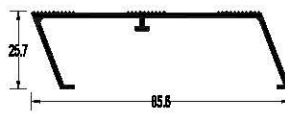
2118	Peldaño Circular Escalera Extensión	
PESO	PERÍMETRO	U.E.
0.424 Kg/m	126.90 mm	12



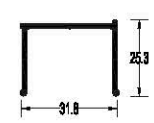
2120	Ángulo de Fijación Universal Escalera	
PESO	PERÍMETRO	U.E.
0.292 Kg/m	119.00 mm	20



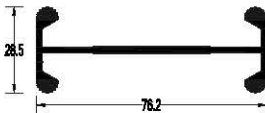
2121	Paral Delantero Escalera Mediana	
PESO	PERÍMETRO	U.E.
0.507 Kg/m	245.00 mm	12



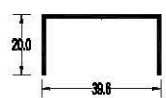
2122	Peldaño Escalera Grande	
PESO	PERÍMETRO	U.E.
0.607 Kg/m	295.50 mm	10



2123	Paral Trasero Escalera Mediana	
PESO	PERÍMETRO	U.E.
0.324 Kg/m	158.00 mm	16



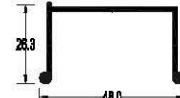
2124	Paral Escalera Extensión Grande	
PESO	PERÍMETRO	U.E.
1.037 Kg/m	291.00 mm	6



2162	Soporte Posterior Escalera Grande	
PESO	PERÍMETRO	U.E.
0.302 Kg/m	156.00 mm	18



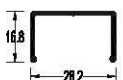
2163	Paral Delantero Escalera Grande	
PESO	PERÍMETRO	U.E.
0.517 Kg/m	249.00 mm	12



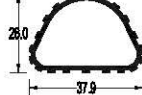
2164	Paral Trasero Escalera Grande	
PESO	PERÍMETRO	U.E.
0.415 Kg/m	192.00 mm	12



2165	Tijera Escalera Grande	
PESO	PERÍMETRO	U.E.
0.320 Kg/m	82.00 mm	20



2309	Travesaño Trasero Escalera Pequeña	
PESO	PERÍMETRO	U.E.
0.225 Kg/m	119.00 mm	20



2948	Peldaño Escalera Extensión en T	
PESO	PERÍMETRO	U.E.
0.440 Kg/m	132.00 mm	12



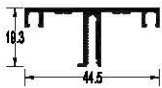
3000	Perfil Soporte Escalera Extensión	
PESO	PERÍMETRO	U.E.
0.662 Kg/m	225.60 mm	8



3377	Peldaño de Escalera	
PESO	PERÍMETRO	U.E.
0.613 Kg/m	286.30 mm	10



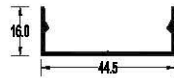
FACHADA FLOTANTE S520



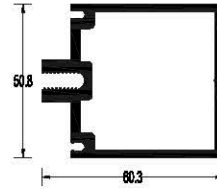
1192	Perfil Fachada	
PESO	PERÍMETRO	U.E.
0.385 Kg/m	211.80 mm	1



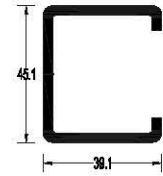
1193	Fachada Flotante Tapa	
PESO	PERÍMETRO	U.E.
0.296 Kg/m	150.50 mm	1



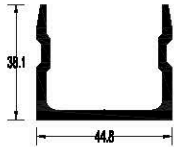
1194	Fachada Flotante Contratapa	
PESO	PERÍMETRO	U.E.
0.268 Kg/m	151.50 mm	1



1196	Perfil Para Fachada Flotante	
PESO	PERÍMETRO	U.E.
1.882 Kg/m	274.50 mm	2




1197	Camisa Vertical	
PESO	PERÍMETRO	U.E.
1.074 Kg/m	250.70 mm	4



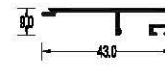
1198	Fachada Flotante	
PESO	PERÍMETRO	U.E.
0.979 Kg/m	241.40 mm	4



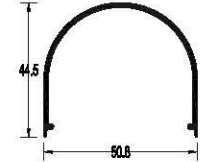
2075	Tapa de Vidrio	
PESO	PERÍMETRO	U.E.
0.476 Kg/m	132.00 mm	12



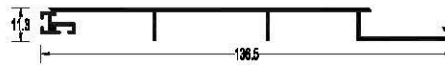
2076	Contratapa	
PESO	PERÍMETRO	U.E.
0.308 Kg/m	164.00 mm	16



2214	Remate Tapa Junta	
PESO	PERÍMETRO	U.E.
0.234 Kg/m	145.00 mm	20

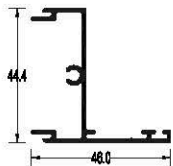


2936	Contratapa	
PESO	PERÍMETRO	U.E.
0.502 Kg/m	237.90 mm	10

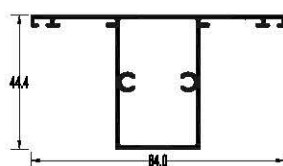


2215	Tapa Junta	
PESO	PERÍMETRO	U.E.
0.658 Kg/m	405.00 mm	8

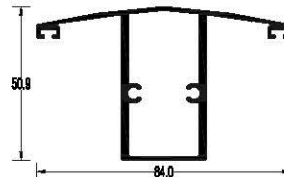
FACHADA FLOTANTE MAXIVENT



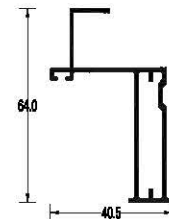
3440	Marco Fachada	
PESO	PERÍMETRO	U.E.
0.495 Kg/m	278.40 mm	10



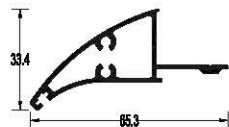
3441	Horizontal Fachada	
PESO	PERÍMETRO	U.E.
0.856 Kg/m	305.10 mm	6



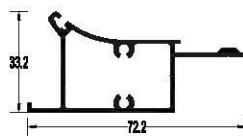
3442	Vertical Fachada	
PESO	PERÍMETRO	U.E.
1.188 Kg/m	306.30 mm	6



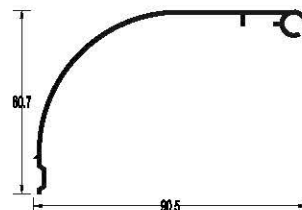
3446	Perimetral Vidrio	
PESO	PERÍMETRO	U.E.
0.636 Kg/m	254.00 mm	8



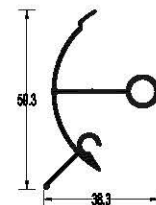
3447	Horizontal Superior Ventilación	
PESO	PERÍMETRO	U.E.
0.588 Kg/m	188.90 mm	8



3448	Horizontal Inferior Ventilación	
PESO	PERÍMETRO	U.E.
0.879 Kg/m	229.40 mm	8

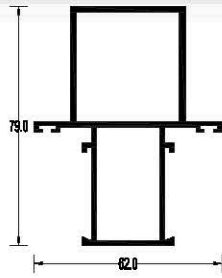


3449	Tapa Ventilación	
PESO	PERÍMETRO	U.E.
0.578 Kg/m	302.90 mm	8

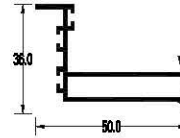


3459	Operador Ventilación	
PESO	PERÍMETRO	U.E.
0.547 Kg/m	288.00 mm	6

FACHADA FLOTANTE SOLOVIT O PIEL DE VIDRIO

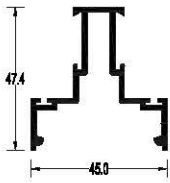


2364	Horizontal y Vertical		
PESO	PERIMETRO	U.E.	
1.435 Kg/m	344.50 mm	2	

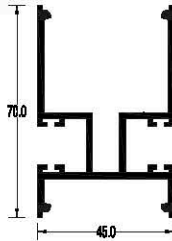


2365	Perimetral Vidrio		
PESO	PERIMETRO	U.E.	
0.805 Kg/m	226.00 mm	8	

FACHADA 7045



1556	Sistema Fachada 7045 Horizontal		
PESO	PERIMETRO	U.E.	
0.771 Kg/m	329.90 mm	6	



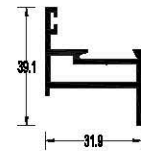
1557	Sistema Fachada 7045 Vertical		
PESO	PERIMETRO	U.E.	
1.335 Kg/m	508.30 mm	4	



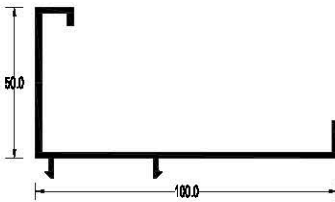
1558	Sistema Fachada 7045 Pisavidrio		
PESO	PERIMETRO	U.E.	
0.205 Kg/m	96.50 mm	30	



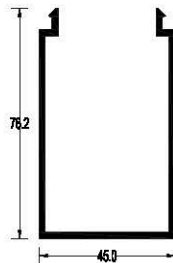
1559	Sistema Fachada 7045 Tapas de Vertical 6 m Pintura		
PESO	PERIMETRO	U.E.	
0.220 Kg/m	105.60 mm	22	



1560	Sistema Fachada 7045 Basculante		
PESO	PERIMETRO	U.E.	
0.589 Kg/m	190.10 mm	10	



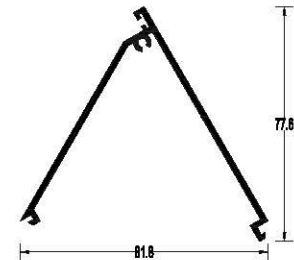
1561	Sistema Fachada 7045 Cortafuego		
PESO	PERIMETRO	U.E.	
0.998 Kg/m	379.40 mm	6	




1562	Sistema Fachada 7045 Prolongación VTC		
PESO	PERIMETRO	U.E.	
1.094 Kg/m	408.80 mm	4	



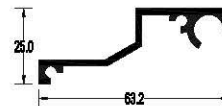
1701	Ventilación Integral Sistema Fachada 7045		
PESO	PERIMETRO	U.E.	
0.476 Kg/m	237.30 mm	10	



1703	Ventilación Integral Sistema Fachada 7045		
PESO	PERIMETRO	U.E.	
0.883 Kg/m	377.20 mm	6	

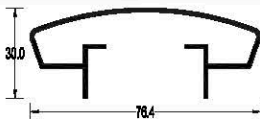


1704	Ventilación Integral Sistema Fachada 7045		
PESO	PERIMETRO	U.E.	
0.707 Kg/m	309.30 mm	8	



1702	Ventilación Integral Sistema Fachada 7045		
PESO	PERIMETRO	U.E.	
0.615 Kg/m	207.60 mm	8	

PASAMANOS



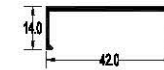
2068	Pasamanos de 70, 76.4 y 80		
PESO	PERIMETRO	U.E.	
0.665 Kg/m	353.00 mm	6	



2293	Tapa Inferior Pasamanos Base Rectangular		
PESO	PERIMETRO	U.E.	
0.416 Kg/m	171.00 mm	12	



2294	Pasamanos Base Rectangular		
PESO	PERIMETRO	U.E.	
0.253 Kg/m	168.00 mm	12	



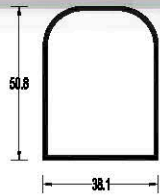
2320	Base Rectangular Pasamanos		
PESO	PERIMETRO	U.E.	
0.240 Kg/m	140.00 mm	20	



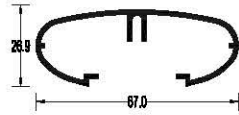
2321	Tapa Base Rectangular de Pasamanos		
PESO	PERIMETRO	U.E.	
0.168 Kg/m	113.00 mm	24	



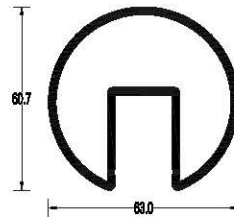
PASAMANOS



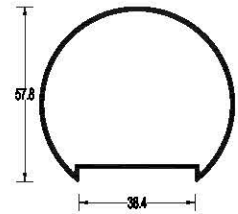
2393	Pasamanos de 2" x 1 1/2"		
PESO	PERÍMETRO	U.E.	
0.613 Kg/m	163.00 mm	8	



2572	Pasamanos de 2" 3/4 X 1"		
PESO	PERÍMETRO	U.E.	
0.626 Kg/m	306.22 mm	10	

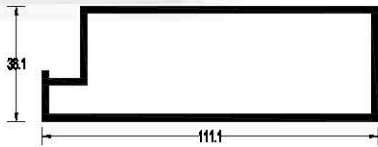


2602	Pasamanos Circular 60.71 mm		
PESO	PERÍMETRO	U.E.	
1.365 Kg/m	259.00 mm	3	

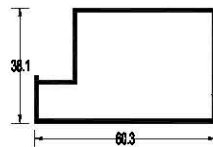


2823	Pasamanos Circular 57.76 mm		
PESO	PERÍMETRO	U.E.	
0.769 Kg/m	401.90 mm	4	

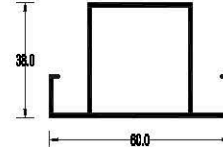
PEINAZOS



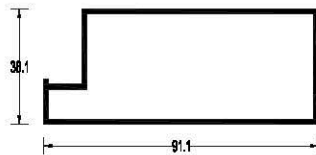
1404	Peinazo Grande		
PESO	PERÍMETRO	U.E.	
1.818 Kg/m	333.50 mm	3	



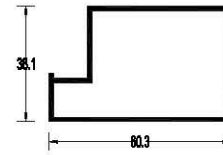
1768	Peinazo Pequeño		
PESO	PERÍMETRO	U.E.	
0.758 Kg/m	220.00 mm	6	



2062	Doble Peinazo		
PESO	PERÍMETRO	U.E.	
0.736 Kg/m	280.00 mm	6	



2927	Peinazo Mediano		
PESO	PERÍMETRO	U.E.	
0.899 Kg/m	281.90 mm	6	



2928	Peinazo Pequeño		
PESO	PERÍMETRO	U.E.	
0.604 Kg/m	200.20 mm	8	

PERFILES VARIOS



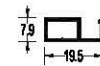
1816	Zócalo de 9 Cms		
PESO	PERÍMETRO	U.E.	
1.881 Kg/m	418.80 mm	2	



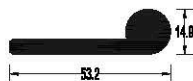
1387	Autoroscantes 79 mm x 1		
PESO	PERÍMETRO	U.E.	
0.553 Kg/m	224.30 mm	10	



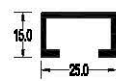
1984	Perfil en "F" Vidrio 7 mm		
PESO	PERÍMETRO	U.E.	
0.089 Kg/m	74.80 mm	40	



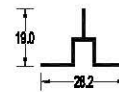
2022	Perfil Mosquetero		
PESO	PERÍMETRO	U.E.	
0.148 Kg/m	74.00 mm	30	



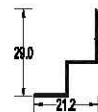
2096	Bisagra de 53.2 Sólida		
PESO	PERÍMETRO	U.E.	
1.020 Kg/m	126.0 mm	6	



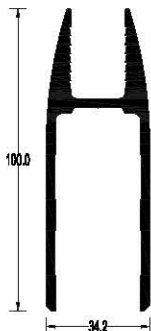
2098	Canal Sistema Porsa		
PESO	PERÍMETRO	U.E.	
0.298 Kg/m	126.00 mm	20	



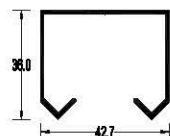
2102	Tee con Dilatación de 28 x 19 mm		
PESO	PERÍMETRO	U.E.	
0.163 Kg/m	111.00 mm	40	



2103	Angulo "Z" Pecho Paloma		
PESO	PERÍMETRO	U.E.	
0.128 Kg/m	101.90 mm	50	



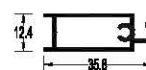
2282	Zócalo de 10 Cms		
PESO	PERÍMETRO	U.E.	
2.160 Kg/m	446.00 mm	2	



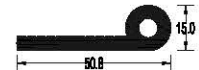
2286	Riel de Closet		
PESO	PERÍMETRO	U.E.	
0.449 Kg/m	263.00 mm	14	



2292	Elipse Vertical		
PESO	PERÍMETRO	U.E.	
0.359 Kg/m	101.00 mm	14	

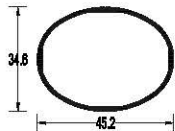


2332	Anjeo Puerta Corrediza		
PESO	PERÍMETRO	U.E.	
0.331 Kg/m	115.20 mm	10	

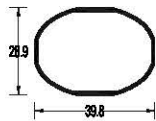


2340	Bisagra de 50.8		
PESO	PERÍMETRO	U.E.	
0.900 Kg/m	140.00 mm	6	

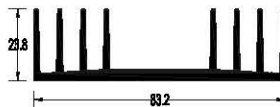
PERFILES VARIOS



2457	Antena-Malayo Mediano	
PESO	PERÍMETRO	U.E.
0.441 Kg/m	126.90 mm	8



2458	Antena-Malayo Pequeño	
PESO	PERÍMETRO	U.E.
0.353 Kg/m	133.40 mm	8



2475	Rejilla Difusora Eléctrica	
PESO	PERÍMETRO	U.E.
1.585 Kg/m	492.00 mm	4



2477	Bisagra de 50 mm	
PESO	PERÍMETRO	U.E.
0.981 Kg/m	148.00 mm	6



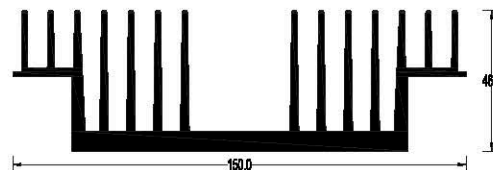
2534	Manija Puerta de 55 mm	
PESO	PERÍMETRO	U.E.
0.377 Kg/m	154.90 mm	12



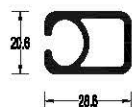
2543	Bisagra para División de Baño	
PESO	PERÍMETRO	U.E.
0.388 Kg/m	76.00 mm	12



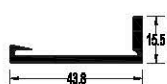
2627	Paral Ovalo Muebles de Aluminio	
PESO	PERÍMETRO	U.E.
0.510 Kg/m	113.00 mm	10



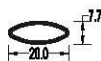
2573	Rejilla Disipador	
PESO	PERÍMETRO	U.E.
5.424 Kg/m	1240.00 mm	1



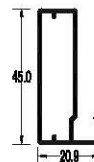
2629	Perfil Portatela para Muebles	
PESO	PERÍMETRO	U.E.
0.582 Kg/m	140.00 mm	10



2630	Soporte Tapa Muebles de Aluminio	
PESO	PERÍMETRO	U.E.
0.431 Kg/m	138.00 mm	10



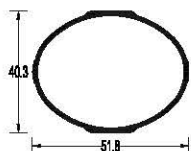
2777	Ovalo de 20 x 7.7	
PESO	PERÍMETRO	U.E.
0.125 Kg/m	45.40 mm	40



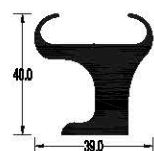
2798	Perfil Cocina	
PESO	PERÍMETRO	U.E.
0.458 Kg/m	148.00 mm	12



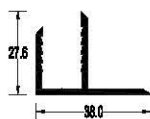
2819	Wing o Piragua	
PESO	PERÍMETRO	U.E.
0.075 Kg/m	71.50 mm	50




2905	Malayo-Vitral	
PESO	PERÍMETRO	U.E.
0.553 Kg/m	145.50 mm	8



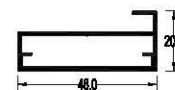
2997	Soporte Manija	
PESO	PERÍMETRO	U.E.
1.566 Kg/m	193.00 mm	3




3013	'F' de Seguridad	
PESO	PERÍMETRO	U.E.
0.423 Kg/m	177.10 mm	12



3027	Persiana Fija Elipse	
PESO	PERÍMETRO	U.E.
0.802 Kg/m	367.40 mm	10



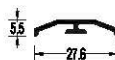
3252	Perfil de Cocina	
PESO	PERÍMETRO	U.E.
0.468 Kg/m	145.50 mm	10



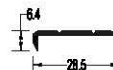
3296	Persiana Tubular Fija	
PESO	PERÍMETRO	U.E.
0.345 Kg/m	111.70 mm	12



3334	Manija Muebles	
PESO	PERÍMETRO	U.E.
0.631	178.20 mm	8



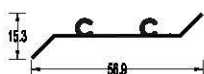
3347	Reticula Ventana Inglesa	
PESO	PERÍMETRO	U.E.
0.111 Kg/m	83.20 mm	40



3356	Pirlan de 1° Dos Rayas	
PESO	PERÍMETRO	U.E.
0.099 Kg/m	67.80 mm	40




3357	Pirlan de 3/4° Dos Rayas	
PESO	PERÍMETRO	U.E.
0.073 Kg/m	51.09 mm	60



3358	Perfil Persiana	
PESO	PERÍMETRO	U.E.
0.244 Kg/m	160.00 mm	20



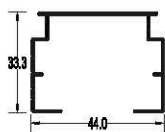
3701	Wing Español	
PESO	PERÍMETRO	U.E.
0.111 Kg/m	82.90 mm	40



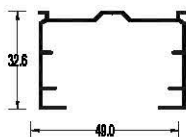
3791	Perfil Persiana	
PESO	PERÍMETRO	U.E.
0.218 Kg/m	159.71 mm	20



PERSIANAS VERTICALES



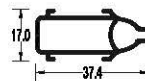
2318	Riel Cortina Vertical 39.8 x 33.3 mm	
PESO	PERIMETRO	U.E.
0.398 Kg/m	274.00 mm	12



2359	Riel Cortina Vertical 49 x 32.6 mm	
PESO	PERIMETRO	U.E.
0.442 Kg/m	296.80 mm	12



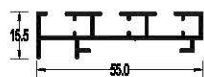
3165	Romana	
PESO	PERIMETRO	U.E.
0.118 Kg/m	70.80 mm	40



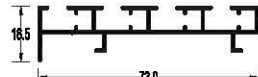
3260	Cenefa Cortina	
PESO	PERIMETRO	U.E.
0.345 Kg/m	227.80 mm	20



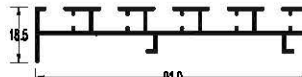
3321	Riel Suizo	
PESO	PERIMETRO	U.E.
0.142 Kg/m	110.30 mm	50



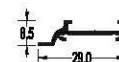
3323	Carril de 3 Rieles	
PESO	PERIMETRO	U.E.
0.520 Kg/m	300.89 mm	10



3324	Carril de 4 Rieles	
PESO	PERIMETRO	U.E.
0.664 Kg/m	385.20 mm	6



3325	Carril de 5 Rieles	
PESO	PERIMETRO	U.E.
0.798 Kg/m	463.90 mm	6



3326	Antideslizante	
PESO	PERIMETRO	U.E.
0.150 Kg/m	96.20 mm	30

PISAVIDRIOS



2004	Pisevidrio Álamo Hembra	
PESO	PERIMETRO	U.E.
0.210 Kg/m	129.00 mm	30



2005	Pisevidrio Álamo Macho	
PESO	PERIMETRO	U.E.
0.107 Kg/m	70.00 mm	30



2587	Pisevidrio 5/8"	
PESO	PERIMETRO	U.E.
0.138 Kg/m	89.00 mm	32



3342	Pisevidrio de 1/2 x 1/2"	
PESO	PERIMETRO	U.E.
0.103 Kg/m	74.30 mm	50

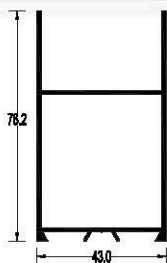


3344	Pisevidrio de 1/2 x 3/8"	
PESO	PERIMETRO	U.E.
0.069 Kg/m	68.00 mm	60

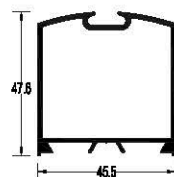
PUERTA BATIENTE ECONÓMICA



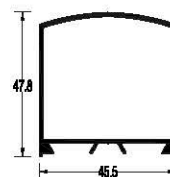
1104	Pisevidrio	
PESO	PERIMETRO	U.E.
0.176 Kg/m	96.60 mm	30



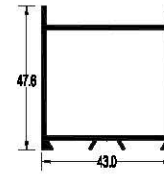
2333	Horizontal Inferior de Hoja	
PESO	PERIMETRO	U.E.
0.989 Kg/m	346.00 mm	6



2334	Vertical Felpa	
PESO	PERIMETRO	U.E.
0.818 Kg/m	244.00 mm	6



2335	Vertical de Hoja	
PESO	PERIMETRO	U.E.
0.773 Kg/m	227.00 mm	6

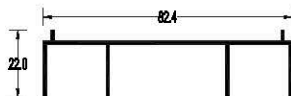


2336	Horizontal Superior de Hoja	
PESO	PERIMETRO	U.E.
0.757 Kg/m	239.00 mm	6

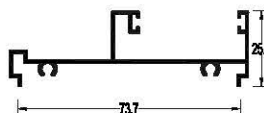
SISTEMA PUERTA 2025



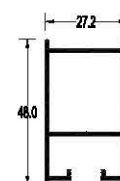
1869	Sillar Sistema P.C. 2025	
PESO	PERIMETRO	U.E.
0.561 Kg/m	307.20 mm	10



1870	Cabezal Sistema P.C. 2025	
PESO	PERIMETRO	U.E.
0.550 Kg/m	330.40 mm	10

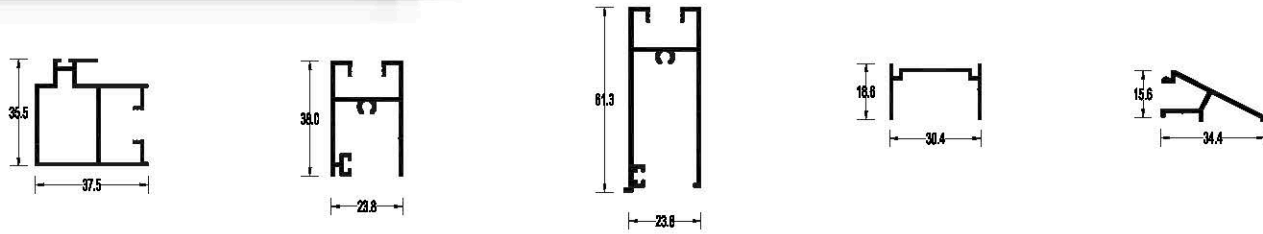


1871	Jamba Sistema P.C. 2025	
PESO	PERIMETRO	U.E.
0.525 Kg/m	327.30 mm	10



1872	Trapeze Sistema P.C. 2025	
PESO	PERIMETRO	U.E.
0.531 Kg/m	227.40 mm	10

SISTEMA PUERTA 2025



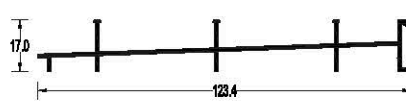
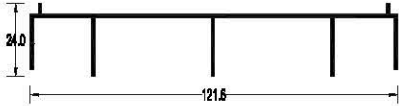
1873	Enganche Sistema P.C. 2025
PESO	PERIMETRO
0.552 Kg/m	240.70 mm
U.E.	10

1874	Horizontal Superior Sistema P.C. 2025
PESO	PERIMETRO
0.443 Kg/m	228.00 mm
U.E.	10

1875	Horizontal Inferior Sistema P.C. 2025
PESO	PERIMETRO
0.800 Kg/m	362.80 mm
U.E.	10

1876	Adaptador Sistema P.C. 2025
PESO	PERIMETRO
0.212 Kg/m	117.40 mm
U.E.	20

1877	Pisador Sistema P.C. 2025
PESO	PERIMETRO
0.234 Kg/m	131.90 mm
U.E.	15

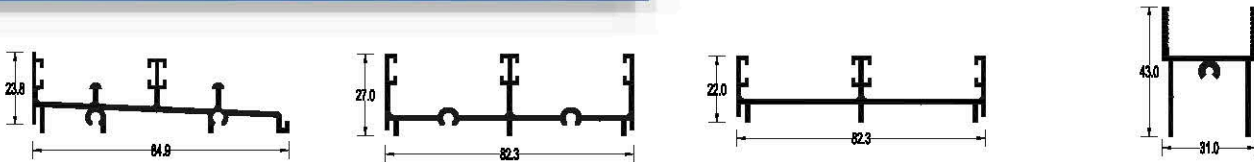


3690	Cabezal Tres Rieles Sistema P.C. 2025
PESO	PERIMETRO
0.718 Kg/m	463.50 mm
U.E.	6

3691	Sillar Tres Rieles Sistema P.C. 2025
PESO	PERIMETRO
0.705 Kg/m	403.80 mm
U.E.	6

3692	Jamba Tres Rieles Sistema P.C. 2025
PESO	PERIMETRO
0.762 Kg/m	439.20 mm
U.E.	6

SISTEMA PUERTA CORREDIZA 2027

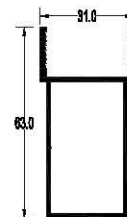
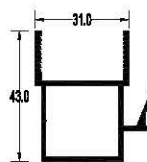
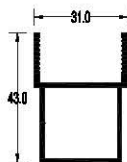
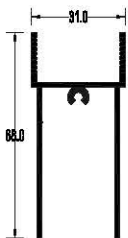


1069	Puerta Corrediza Sistema 2027 Sillar
PESO	PERIMETRO
0.835 Kg/m	410.20 mm
U.E.	8

1070	Puerta Corrediza Sistema 2027 Cabezal
PESO	PERIMETRO
0.839 Kg/m	418.90 mm
U.E.	8

1073	Puerta Corrediza Sistema 2027 Jamba
PESO	PERIMETRO
0.725 Kg/m	369.80 mm
U.E.	8

1697	Puerta Corrediza Sistema 2027 Inferior
PESO	PERIMETRO
0.556 Kg/m	264.0 mm
U.E.	10



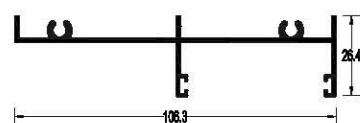
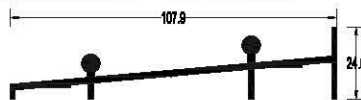
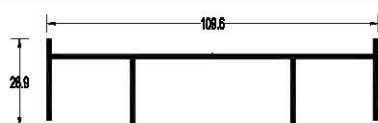
1698	Puerta Corrediza Sistema 2027 Superior
PESO	PERIMETRO
0.759 Kg/m	384.00 mm
U.E.	6

1699	Puerta Corrediza Sistema 2027 Trasera
PESO	PERIMETRO
0.590 Kg/m	209.30 mm
U.E.	6

1700	Puerta Corrediza Sistema 2027 Cierre
PESO	PERIMETRO
0.691 Kg/m	264.4 mm
U.E.	6

2750	Puerta Corrediza Sistema 2027 Trasape
PESO	PERIMETRO
0.752 Kg/m	230.0 mm
U.E.	6

SISTEMA PUERTA CORREDIZA 2038 PLUS



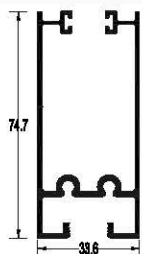
2989	Cabezal Sistema 2038 Plus
PESO	PERIMETRO
0.916 Kg/m	413.50 mm
U.E.	6

2990	Sillar Sistema 2038 Plus
PESO	PERIMETRO
1.001 Kg/m	340.94 mm
U.E.	6

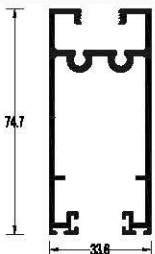
2991	Jamba Sistema 2038 Plus
PESO	PERIMETRO
0.907 Kg/m	400.6 mm
U.E.	6



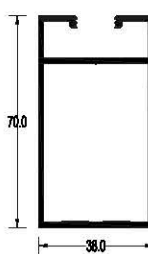
SISTEMA PUERTA CORREDIZA 2038 PLUS



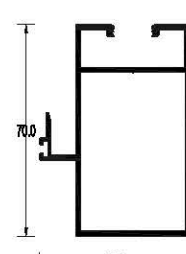
2992	Horizontal Superior Sistema 2038 Plus	
PESO	PERIMETRO	U.E.
1.054 Kg/m	533.89 mm	5



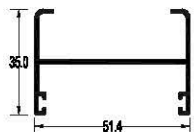
2993	Horizontal Inferior Puerta Corrediza Sistema 2038 Plus	
PESO	PERIMETRO	U.E.
1.208 Kg/m	542.6 mm	5



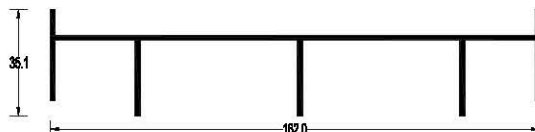
2994	Traslape Puerta Corrediza Sistema 2038 Plus	
PESO	PERIMETRO	U.E.
1.159 Kg/m	472.20 mm	5



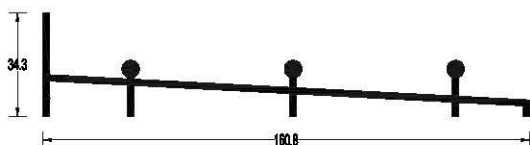
2995	Enganche Puerta Corrediza Sistema 2038 Plus	
PESO	PERIMETRO	U.E.
1.285 Kg/m	532.80 mm	4



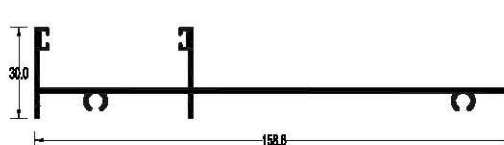
2996	Adaptador Sistema P. C. 2038 Plus	
PESO	PERIMETRO	U.E.
0.521 Kg/m	289.00 mm	10



3693	Cabezal Tres Rieles	
PESO	PERIMETRO	U.E.
1.352 Kg/m	592.80 mm	4

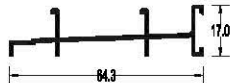


3694	Sillar Tres Rieles	
PESO	PERIMETRO	U.E.
1.514 Kg/m	504.30 mm	4

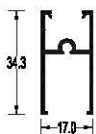


3695	Jamba Tres Rieles	
PESO	PERIMETRO	U.E.
1.210 Kg/m	529.10 mm	4

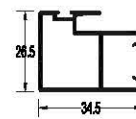
SISTEMA PUERTA CORREDIZA 2044



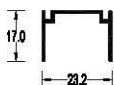
1996	Sillar Sistema P. C. 2044	
PESO	PERIMETRO	U.E.
0.386 Kg/m	243.50 mm	14



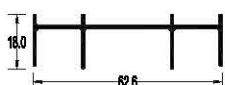
2889	Horizontal Superior Sistema P. C. 2044	
PESO	PERIMETRO	U.E.
0.281 Kg/m	201.30 mm	14



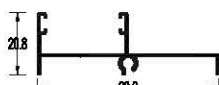
2890	Enganche Puerta Ventana Sistema P. C. 2044	
PESO	PERIMETRO	U.E.
0.409 Kg/m	189.80 mm	14



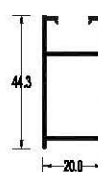
2003	Adaptador Sistema P. C. 2044	
PESO	PERIMETRO	U.E.
0.164 Kg/m	122.70 mm	24



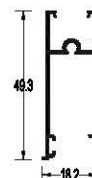
2891	Cabezal Puerta Ventana Sistema P. C. 2044	
PESO	PERIMETRO	U.E.
0.369 Kg/m	253.8 mm	14



2892	Jamba Puerta Ventana Sistema P. C. 2044	
PESO	PERIMETRO	U.E.
0.345 Kg/m	243.80 mm	14

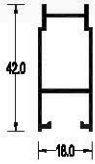


2893	Traslape Puerta Ventana Sistema P. C. 2044	
PESO	PERIMETRO	U.E.
0.394 Kg/m	180.30 mm	14

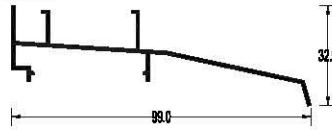


2894	Horizontal Inferior Sistema P. C. 2044	
PESO	PERIMETRO	U.E.
0.378 Kg/m	271.90 mm	14

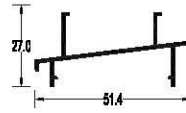
SISTEMA VENTANA 4020



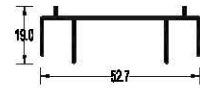
1862	Traslape Cerradura Sistema V. C. 4020		
PESO	PERIMETRO	U.E.	
0.368 Kg/m	167.10 mm	12	



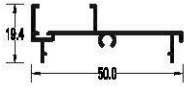
2413	Sillar Alfajia Sistema V. C. 4020		
PESO	PERIMETRO	U.E.	
0.517 Kg/m	349.90 mm	10	



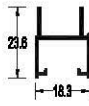
2829	Sillar Liviano Sistema V. C. 4020		
PESO	PERIMETRO	U.E.	
0.337 Kg/m	247.00 mm	16	



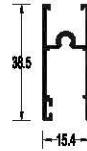
2830	Cabezal Liviano Sistema V. C. 4020		
PESO	PERIMETRO	U.E.	
0.318 Kg/m	226 mm	16	



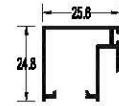
2831	Jamba Liviana Sistema V. C. 4020		
PESO	PERIMETRO	U.E.	
0.297 Kg/m	231.00 mm	16	



2832	Traslape Liviano Sistema V. C. 4020		
PESO	PERIMETRO	U.E.	
0.196 Kg/m	147.00 mm	32	

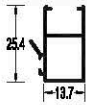


2833	Horizontal Liviano Sistema V. C. 4020		
PESO	PERIMETRO	U.E.	
0.311 Kg/m	224.11 mm	16	

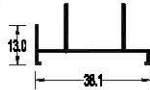


2834	Enganche Liviano Sistema V. C. 4020		
PESO	PERIMETRO	U.E.	
0.268 Kg/m	201.30 mm	16	

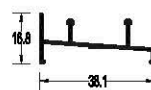
SISTEMA VENTANA 4025



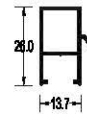
2609	Horizontal Nave Fija VC 4025		
PESO	PERIMETRO	U.E.	
0.235 Kg/m	173.40 mm	20	



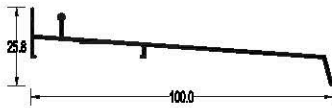
2611	Cabezal Doble VC 4025		
PESO	PERIMETRO	U.E.	
0.267 Kg/m	173.50 mm	24	



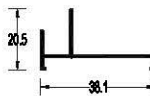
2612	Sillar Doble VC 4025		
PESO	PERIMETRO	U.E.	
0.261 Kg/m	164.00 mm	24	



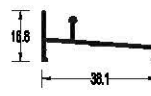
2626	Enganche VC 4025		
PESO	PERIMETRO	U.E.	
0.251 Kg/m	128.00 mm	24	



2797	Sillar Alfajia VC 4025		
PESO	PERIMETRO	U.E.	
0.450 Kg/m	273.90 mm	12	



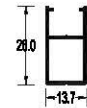
3349	Cabezal VC 4025		
PESO	PERIMETRO	U.E.	
0.193 Kg/m	143.80 mm	24	



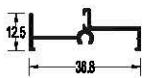
3350	Sillar VC 4025		
PESO	PERIMETRO	U.E.	
0.222 Kg/m	136.40 mm	24	



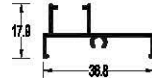
3351	Horizontal Nave Fija VC 4025		
PESO	PERIMETRO	U.E.	
0.141 Kg/m	102.80 mm	24	



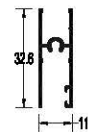
3352	Traslape VC 4025		
PESO	PERIMETRO	U.E.	
0.213 Kg/m	104.60 mm	24	



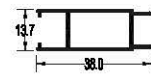
3353	Jamba Nave Móvil VC 4025		
PESO	PERIMETRO	U.E.	
0.203 Kg/m	147.80 mm	24	



3354	Jamba Nave Fija VC 4025		
PESO	PERIMETRO	U.E.	
0.226 Kg/m	165.30 mm	24	



3355	Horizontal Nave Móvil VC 4025		
PESO	PERIMETRO	U.E.	
0.231 Kg/m	173.70 mm	24	

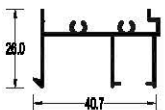


3699	Traslape Reforzado		
PESO	PERIMETRO	U.E.	
0.303 Kg/m	138.70 mm	16	




3700	Enganche Reforzado		
PESO	PERIMETRO	U.E.	
0.311 Kg/m	64.00 mm	16	

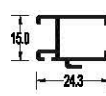
SISTEMA VENTANA 4026



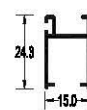
2322	Jamba (Cabezal) Sistema 4026		
PESO	PERIMETRO	U.E.	
0.403 Kg/m	261.44 mm	16	



2323	Sillar Sistema 4026		
PESO	PERIMETRO	U.E.	
0.273 Kg/m	184.00 mm	20	



2324	Entrecierre (Enganche) Sistema 4026		
PESO	PERIMETRO	U.E.	
0.230 Kg/m	160.00 mm	20	



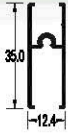
2325	Vertical Nave Sistema 4026		
PESO	PERIMETRO	U.E.	
0.213 Kg/m	172.20 mm	20	



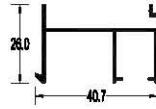
2326	Horizontal Superior Sistema 4026		
PESO	PERIMETRO	U.E.	
0.242 Kg/m	162.00 mm	20	



SISTEMA VENTANA 4026



2327	Horizontal Inferior Sistema 4026	
PESO	PERÍMETRO	U.E.
0.273 Kg/m	179.60 mm	20

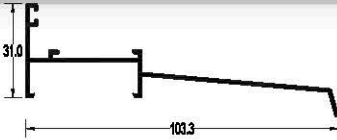


2330	Jamba Sistema 4026	
PESO	PERÍMETRO	U.E.
0.348 Kg/m	231.00 mm	20

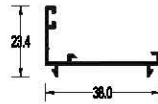


2410	Sillar Alfaja Sistema 4026	
PESO	PERÍMETRO	U.E.
0.458 Kg/m	308.00 mm	14

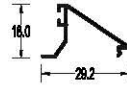
SISTEMA VENTANA PROYECTANTE 3831



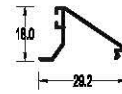
2409	Sillar Alfaja de Proyectante	
PESO	PERÍMETRO	U.E.
0.511 Kg/m	344.80 mm	10



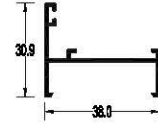
2810	Adaptador Ventana Proyectante y Boreal V.B. 1.8	
PESO	PERÍMETRO	U.E.
0.247 Kg/m	165.70 mm	20



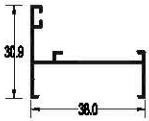
2813	Pisavídrio Ventana Proyectante y Boreal V. B. 1.8	
PESO	PERÍMETRO	U.E.
0.173 Kg/m	120.40 mm	30



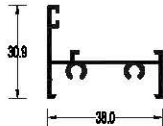
3774	Pisavídrio Ventana Proyectante y Boreal V.B 1.8	
PESO	PERÍMETRO	U.E.
0.167 Kg/m	121.74 mm	30



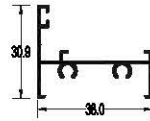
2929	Marco Liso Proyectante	
PESO	PERÍMETRO	U.E.
0.286 Kg/m	202.70 mm	20



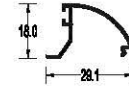
3779	Marco Liso Proyectante	
PESO	PERÍMETRO	U.E.
0.273 Kg/m	203.20 mm	20



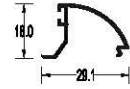
2930	Marco Autorecante Proyectante	
PESO	PERÍMETRO	U.E.
0.356 Kg/m	240.50 mm	16



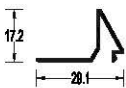
3780	Marco Autorecante Proyectante	
PESO	PERÍMETRO	U.E.
0.346 Kg/m	242.27 mm	16



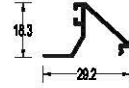
2966	Pisavídrio Curvo Proyectante y Boreal V. B. 1.8	
PESO	PERÍMETRO	U.E.
0.184 Kg/m	124.80 mm	30



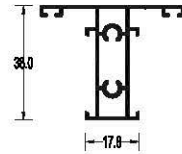
3785	Pisavídrio Curvo Ventana Proyectante y Boreal V.B 1.8	
PESO	PERÍMETRO	U.E.
0.171 Kg/m	125.03 mm	30



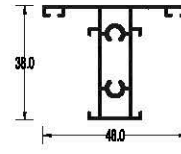
2967	Pisavídrio Doble 20 mm	
PESO	PERÍMETRO	U.E.
0.168 Kg/m	118.30 mm	30



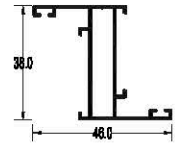
2999	Pisavídrio Proyectante 10 mm	
PESO	PERÍMETRO	U.E.
0.187 Kg/m	124.70 mm	30



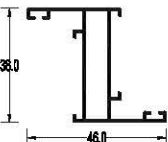
3228	Divisor Ventana Proyectante	
PESO	PERÍMETRO	U.E.
0.606 Kg/m	240.60 mm	12



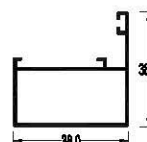
3788	Divisor Ventana Proyectante	
PESO	PERÍMETRO	U.E.
0.563 Kg/m	243.03 mm	12



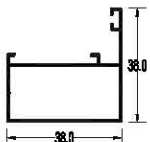
3229	Marco Nave Proyectante y Boreal V. B. 1.8	
PESO	PERÍMETRO	U.E.
0.483 Kg/m	236.50 mm	12



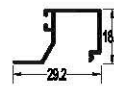
3789	Marco Nave Ventana Proyectante y Boreal V.B 1.8	
PESO	PERÍMETRO	U.E.
0.446 Kg/m	238.66 mm	12



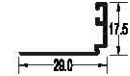
3230	Esquinero Proyectante	
PESO	PERÍMETRO	U.E.
0.439 Kg/m	262.94 mm	12



3790	Esquinero Proyectante	
PESO	PERÍMETRO	U.E.
0.401 Kg/m	187.66 mm	12

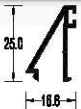


3697	Pisavídrio Cuadrado 10 mm	
PESO	PERÍMETRO	U.E.
0.213 Kg/m	141.70 mm	20

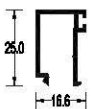


3698	Pisavídrio 30 mm	
PESO	PERÍMETRO	U.E.
0.160 Kg/m	107.20 mm	30

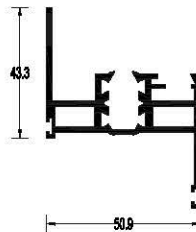
SISTEMA VENTANA TERMO-ACUSTICA



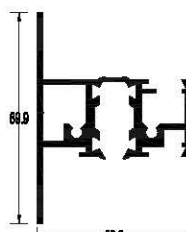
2155	Pisavídrio Proyectante Termocústico	
PESO	PERÍMETRO	U.E.
0.231 Kg/m	126.00 mm	30



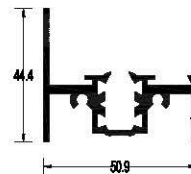
3460	Pisavídrio Cuadrado	
PESO	PERÍMETRO	U.E.
0.270 Kg/m	148.45 mm	20



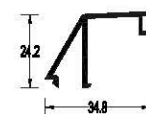
2156	Besucante Proyectante Termocústica	
PESO	PERÍMETRO	U.E.
1.182 Kg/m	381.10 mm	4



2157	Divisor Proyectante Termocústico	
PESO	PERÍMETRO	U.E.
1.374 Kg/m	479.00 mm	4

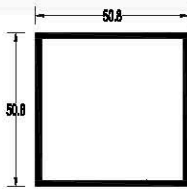


2158	Marco Proyectante Termocústico	
PESO	PERÍMETRO	U.E.
1.071 Kg/m	368.00 mm	4

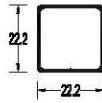


2297	Pisavídrio Sencillo Proyectante Termocústico	
PESO	PERÍMETRO	U.E.
0.316 Kg/m	171.00 mm	20

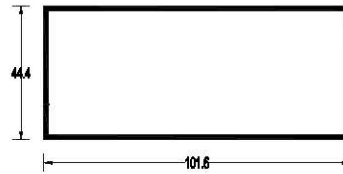
TUBULARES



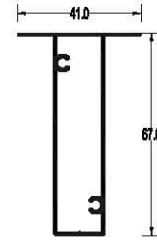
1015	Tubular 2" 2.00 mm		
PESO	PERÍMETRO	U.E.	
1.058 Kg/m	223.50 mm	6	



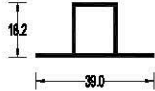
1466	Tubular de 7/8" x 7/8" Bordo R*		
PESO	PERÍMETRO	U.E.	
0.231 Kg/m	86.00 mm	20	



1507	Tubular Liso Sistema 4"X1 3/4"		
PESO	PERÍMETRO	U.E.	
1.276 Kg/m	292.00 mm	4	



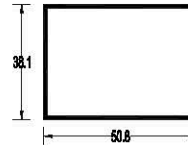
1621	Divisor 41x 67 Ventana Fija		
PESO	PERÍMETRO	U.E.	
0.676 Kg/m	214.50 mm	6	



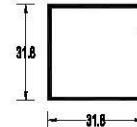
1716	Tubular 2 Aletas 3/4"X3/4"		
PESO	PERÍMETRO	U.E.	
0.278 Kg/m	125.80 mm	16	



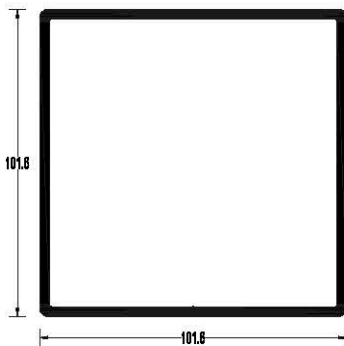
1762	Tubular de 3 x 1 1/2 Liso		
PESO	PERÍMETRO	U.E.	
0.787 Kg/m	226.60 mm	6	



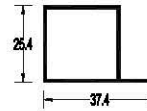
1853	Tubular 2" x 1 1/2"		
PESO	PERÍMETRO	U.E.	
0.585 Kg/m	177.80 mm	8	



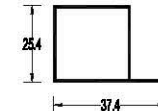
1854	Tubular 1 1/4" x 1 1/4"		
PESO	PERÍMETRO	U.E.	
0.366 Kg/m	127.00 mm	15	



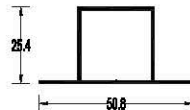
1981	Tubular de 17 mm x 17 mm		
PESO	PERÍMETRO	U.E.	
0.162 Kg/m	69.10 mm	30	



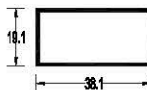
2037	Tubular de 1" x 1" Con Aleta		
PESO	PERÍMETRO	U.E.	
0.297 Kg/m	125.60 mm	20	



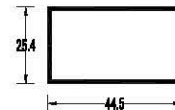
3773	Tubular de 1" x 1" con Aleta		
PESO	PERÍMETRO	U.E.	
0.268 Kg/m	125.60 mm	20	



2087	Tubular 1" x 1" Con Doble Aleta		
PESO	PERÍMETRO	U.E.	
0.350 Kg/m	167.80 mm	16	

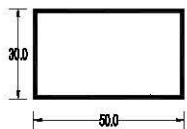


2289	Tubular de 1 1/2 x 3/4"		
PESO	PERÍMETRO	U.E.	
0.342 Kg/m	114.30 mm	18	

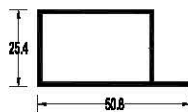


2290	Tubular de 1 3/4 X 1"		
PESO	PERÍMETRO	U.E.	
0.438 Kg/m	153.00 mm	12	

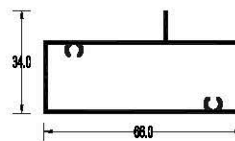
1902	Tubular 4 x 4 x 3.2 mm		
PESO	PERÍMETRO	U.E.	
3.395 Kg/m	401.00 mm	2	



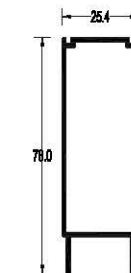
2388	Tubular de 2 x 3 1/8"		
PESO	PERÍMETRO	U.E.	
0.547 Kg/m	309.00 mm	10	



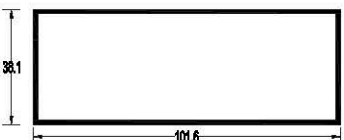
2470	Tubular con Aleta de 50.8 x 25.4		
PESO	PERÍMETRO	U.E.	
0.510 Kg/m	167.00 mm	12	



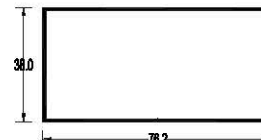
2471	Tubular con Aleta Desc. de 68 x 34		
PESO	PERÍMETRO	U.E.	
0.687 Kg/m	200.00 mm	5	



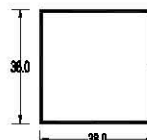
2536	Puerta Entamborada Tubular		
PESO	PERÍMETRO	U.E.	
0.694 Kg/m	235.90 mm	6	



2601	Tubular Liso 4" x 1 1/2"		
PESO	PERÍMETRO	U.E.	
1.111 Kg/m	307.00 mm	4	



2837	Tubular 3 x 1 1/2" Liso		
PESO	PERÍMETRO	U.E.	
0.677 Kg/m	228.40 mm	6	



2836	Tubular de 1 1/2 x 1 1/2"		
PESO	PERÍMETRO	U.E.	
0.421 Kg/m	162.00 mm	12	



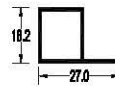
TUBULARES



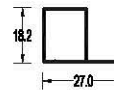
2856	Tubular de 3/4 x 3/4 Liso	
PESO	PERÍMETRO	U.E.
0.195 Kg/m	76.00 mm	30



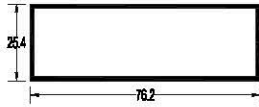
2857	Tubular Liso Sistema 2' x 1'	
PESO	PERÍMETRO	U.E.
0.441 Kg/m	152.40 mm	12



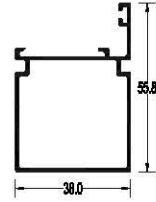
2895	Tubular 5/8' Con Aleta	
PESO	PERÍMETRO	U.E.
0.210 Kg/m	89.54 mm	24



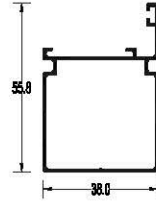
3778	Tubular 5/8' con Aleta	
PESO	PERÍMETRO	U.E.
0.182 Kg/m	89.54 mm	24



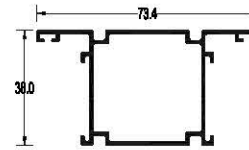
2901	Tubular 3' x 1' Liso	
PESO	PERÍMETRO	U.E.
0.819 Kg/m	203.20 mm	8



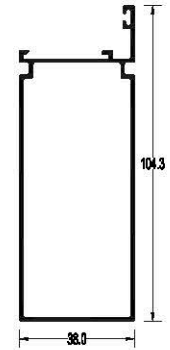
2965	Tubular de 1 1/2' con Adaptador	
PESO	PERÍMETRO	U.E.
0.589 Kg/m	373.20 mm	8



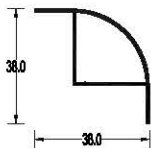
3784	Tubular de 1 1/2' con Adaptador	
PESO	PERÍMETRO	U.E.
0.545 Kg/m	232.51 mm	8



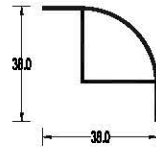
3286	Tubular 1 1/2' x 1 1/2' Doble Adaptador	
PESO	PERÍMETRO	U.E.
0.721 Kg/m	312.30 mm	8



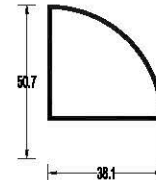
2964	Tubular 3 x 1 1/2' Con Adaptador	
PESO	PERÍMETRO	U.E.
0.882 Kg/m	327.70 mm	6



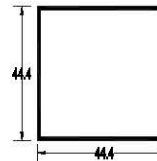
3168	1/4 de Circulo 1' 2 Aletas	
PESO	PERÍMETRO	U.E.
0.344 Kg/m	223.20 mm	20



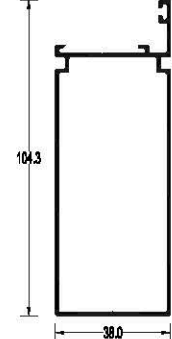
3787	Tubular de 1 1/2' con Adaptador	
PESO	PERÍMETRO	U.E.
0.304 Kg/m	141.10 mm	20



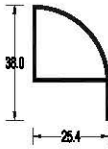
3170	1/4 de Circulo 1 1/2 1 Aleta	
PESO	PERÍMETRO	U.E.
0.447 Kg/m	288.70 mm	12



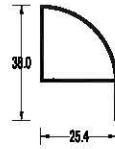
2968	Tubular de 1 3/4 x 1 3/4	
PESO	PERÍMETRO	U.E.
0.582 Kg/m	0.562 mm	9



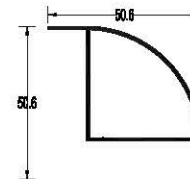
3783	Tubular 3' x 1 1/2' con Adaptador	
PESO	PERÍMETRO	U.E.
0.858 Kg/m	327.87 mm	6



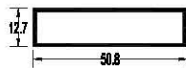
3169	1/4 de Circulo 1' 1 Aleta	
PESO	PERÍMETRO	U.E.
0.307 Kg/m	198.0 mm	20



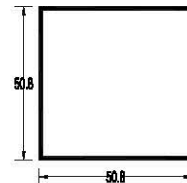
3786	1/4 de Circulo con Una Aleta	
PESO	PERÍMETRO	U.E.
0.270 Kg/m	115.15 mm	20



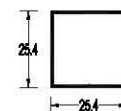
3171	1/4 de Circulo 1 1/2 2 Aletas	
PESO	PERÍMETRO	U.E.
0.484 Kg/m	313.10 mm	12



3307	Tubular de 2' x 1/2	
PESO	PERÍMETRO	U.E.
0.413 Kg/m	127.00 mm	12

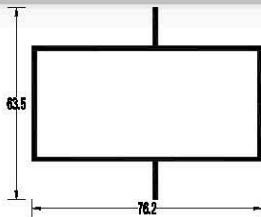


3343	Tubular 2' x 2'	
PESO	PERÍMETRO	U.E.
0.645 Kg/m	203.20 mm	6

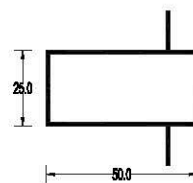


3345	Tubular de 1' x 1'	
PESO	PERÍMETRO	U.E.
0.285 Kg/m	101.80 mm	16

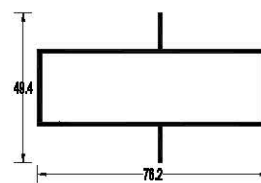
TUBULARES CON DOS ALETAS



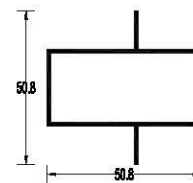
2086	Tubular Sistema 3 x 1 1/2' 2 Aletas	
PESO	PERÍMETRO	U.E.
0.975 Kg/m	307.00 mm	6



2668	Tubular Sistema 2 X 1' 2 Aletas Desplazadas	
PESO	PERÍMETRO	U.E.
0.557 Kg/m	202.00 mm	8



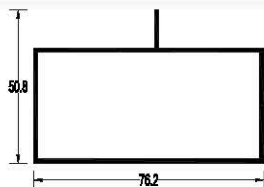
2898	Tubular Sistema 3 x 1' 2 Aletas	
PESO	PERÍMETRO	U.E.
0.684 Kg/m	251.20 mm	5



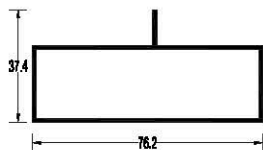
2902	Tubular Sistema 2 x 1' 2 Aletas	
PESO	PERÍMETRO	U.E.
0.517 Kg/m	203.20 mm	6



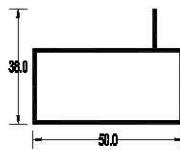
TUBULARES CON UNA ALETA



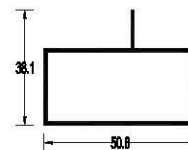
2085	Tubular Sistema 3 x 1 1/2" 1 Aleta		
PESO	PERÍMETRO	U.E.	
0.926 Kg/m	278.00 mm	6	



2900	Tubular Sistema 3 x 1" 1 Aleta		
PESO	PERÍMETRO	U.E.	
0.856 Kg/m	227.20 mm	5	

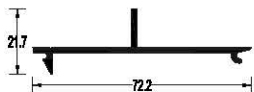


2667	Tubular Sistema 2 x 1" 1 Aleta Desplazada		
PESO	PERÍMETRO	U.E.	
0.515 Kg/m	176.00 mm	8	



2903	Tubular Sistema 2 x 1" 1 Aleta		
PESO	PERÍMETRO	U.E.	
0.478 Kg/m	177.80 mm	8	

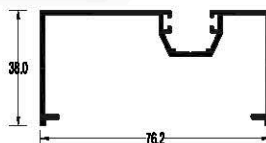
VITRINA COMERCIAL S 201 - Y/O MAMPARAS



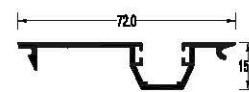
1688	Tapa Con Aleta para Marco de Puerta		
PESO	PERÍMETRO	U.E.	
0.463 Kg/m	193.00 mm	12	



1645	Tapa Para Marco de Puerta		
PESO	PERÍMETRO	U.E.	
0.401 Kg/m	187.80 mm	14	



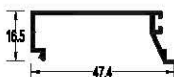
2430	Vitrina 3 1/2" Vertical Descentrada		
PESO	PERÍMETRO	U.E.	
0.811 Kg/m	394.00 mm	8	



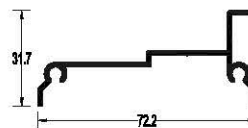
2431	Vitrina 3 1/2" Tapa Descentrada		
PESO	PERÍMETRO	U.E.	
0.497 Kg/m	244.00 mm	12	



2432	Vitrina 3 1/2" Horizontal Descentrada		
PESO	PERÍMETRO	U.E.	
0.718 Kg/m	344.00 mm	8	

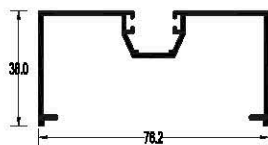


2433	Vitrina 3 1/2" Pisavidrio Descentrada		
PESO	PERÍMETRO	U.E.	
0.310 Kg/m	175.00 mm	16	



2441	Guia Autoscante Vitrina de 3 x 1 1/2"		
PESO	PERÍMETRO	U.E.	
0.582 Kg/m	268.00 mm	6	

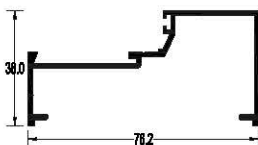
VITRINA COMERCIAL S 202 - Y/O MAMPARAS



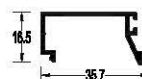
2426	Vertical de Vitrina de 3 x 1 1/2"		
PESO	PERÍMETRO	U.E.	
0.811 Kg/m	394.00 mm	8	



2427	Adaptador Marco de Vitrina 3 x 1 1/2"		
PESO	PERÍMETRO	U.E.	
0.497 Kg/m	244.00 mm	8	



2428	Horizontal de Vitrina de 3 x 1 1/2"		
PESO	PERÍMETRO	U.E.	
0.718 Kg/m	344.00 mm	8	



2429	Pisavidrio de Vitrina de 3 x 1 1/2"		
PESO	PERÍMETRO	U.E.	
0.289 Kg/m	151.00 mm	16	

